

FOOD RETAIL COMPREHENSIVE SOLUTIONS



Haier CCR

committed to providing sustainable temperature solutions for generations.

Qingdao Haier Carrier Refrigeration Equipment Co., Ltd. committed to providing sustainable temperature solutions for generations. The company's product portfolio covers supermarket display cabinets (over 1,000 specifications), compressor CDU (fixed-speed and inverter), parallel rack systems (scroll, recip., and screw), as well as heat exchangers (condensers and air coolers). It is capable of providing customers with one-stop cold chain solutions across the entire product lifecycle.

In 2018, Haier CCR completed the construction of a new smart manufacturing base certified to ISO 9001, ACE, CE, and GCI standards. The facility supports a wide range of integrated refrigeration solutions, including supermarket refrigeration and HVAC integrated systems, SPI (refrigeration-hot water integrated systems), HybridCO2OL (CO2 cascade refrigeration technology), CO2OLtec (transcritical CO2 refrigeration technology), and PowerCO2OL (industrial-grade transcritical CO2 systems with adjustable ejectors). These

solutions deliver environmentally friendly and energy-efficient options for the commercial refrigeration industry.

In October 2024, Haier Smart Home officially acquired Carrier's global commercial refrigeration business, marking a new chapter of integrated development and synergy of industrial strengths for Qingdao Haier Carrier Refrigeration Equipment Co., Ltd.

VALUES



Our absolutes;
always do the right thing.

- RESPECT | INTEGRITY |
- INCLUSION | INNOVATION
- | EXCELLENCE

Mission



We design, produce and deliver innovative products and services for the planet.

CULTURE



Our behaviors;
how we work and win together, while never compromising our values.

Contents

Supermarket

Remote

- MONAXIS-SE Multideck 3
- MonaxEco-SE Glass Door Multideck 4
- MonaxEco-ULF 220mm Ultra-low Front Height Glass Door Multideck 5
- Monaxis-ULF 220mm Ultra-low Front Height Refrigerated Multideck 6
- E6 Mendos Series E6CA Refrigerated Multideck 7
- E6 Mendos Series E6A Internal/External Corner Case 8
- MenEco A Series Glass Door Multideck 9
- MenEco A Series 1.5m Height Semi-vertical Glass Door Multideck 10
- SV Series Semi-vertical Self-service Multideck 11
- SV Series Semi-vertical Glass Door Multideck 12
- SV Series Semi-vertical Round Cases, Semi-vertical Halo Cases 13
- Velando 53/63 Freezer 14

Plug-in

- Liuli Series Plug-in Inverter Multideck 15
- Liuli Series Plug-in Inverter Semi-multideck 17
- Liuli Series Plug-in Freezer 18

Service Counters

- SCU Ivian Series Service Over Counter with Sliding Doors 23
- SCU Ivian Series Service Counter 24
- SCU Ivian Series Crown end island service counter 25
- SCU Ivian Series Double Shelf Service Counter 26
- SCU Ivian Series Insulated Glass Service Counter 27
- SCU Ivian Series Static-cooling Ice Counter 28
- N SCU Ivian Series Narrow Service Counter 29
- N SCU Ivian Series Crown end island service counter 30
- CGL Boyar Series Service Over Counter with Sliding Doors 33
- SGL Aries Series Self-service Counter 34
- SGL Aries Series Service Over Counter with Sliding Doors 35
- CGL Boyar Series/ SGL Aries Series Static-cooling Ice Counter 36
- Medea Series Double Shelf Service Counter 37
- MPS Series Service Counter 38
- Service Counter Options 39

Islands

- AIW Plus Dual-compartment Island 43
- Nimble Series Plug-in Island 44
- Aquarius Series Integral Chest Freezer (Plug-in) 45
- Adventer Plus Integral Chest Freezer (Plug-in) 47
- Pleasure Plus Series Integral Chest Freezer (Plug-in) 48
- Easycube Amber Series Dual Temp. Island 49
- Radiant Series Panoramic Glass Fan-coiled Island 50

Convenient Store

- Areor series Transparent Display Cabinet 53
- Mousse Series Cake Display Counter 55
- Heat Pump Roast Chicken Insulation Cabinet 56
- Frost-free Series Inverter Plug-in Lunch Case 57
- Frost-free Series Remote Lunch Case 58
- Pleasure Series Plug-in Lunch Case 59
- Pleasure Series Remote Lunch Case 60
- Ice Cream Freezer / Ice Cream Vertical Freezer 61
- Lingdong Series Vertical Freezer (Remote/Plug-in) 62
- LeadEdge Series Glass Door Freezer 63

Membership Store

- IS-MMAX Series Island 67
- MD-MAX Series Multideck 68
- IS-MAX-ST Series Semi-vertical Multideck 69

Patented Technology

- High-Efficiency Door Frame 71
- Frost-free Technology 72
- Nomenclature 73



MULTIDECKS



MONAXIS-SE Multideck



BENEFITS AT A GLANCE

- › Cooling load optimized, compatible with smaller condensing units to save initial investment
- › Level 1 energy efficiency across the series with lower operation cost
- › E6 series exteriors are interchangeable with Mendos series, no need to redesign the site

CONFIGURATION

- › LED lighting, energy-saving, optional color temperature
- › Dual air curtain energy-saving technology
- › High-efficiency evaporator
- › R404A/R410A
- › Optional high-efficiency fan
- › Adjustable shelf angle: 0°/7°/14

DIMENSION DRAWING



CUSTOMER VALUE

Saves energy compared to conventional models by **25%**

Grade 1
Energy Efficiency Level

MonaxEco-SE Glass Door Multideck



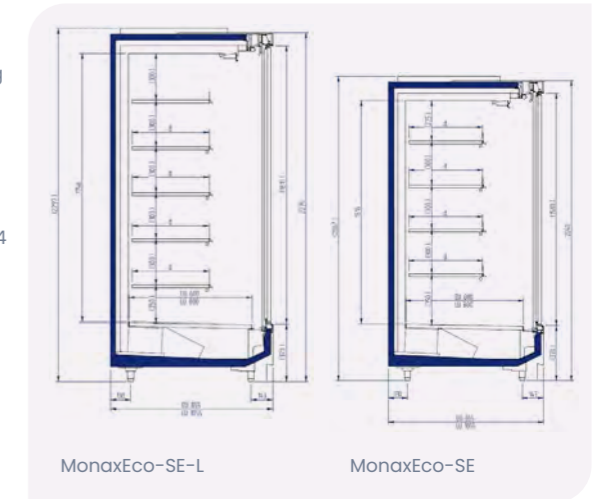
BENEFITS AT A GLANCE

- › Cooling load optimized, compatible with smaller condensing units to save initial investment
- › Level 1 energy efficiency across the series with lower operation cost
- › E6 series exteriors are interchangeable with Mendos series, no need to redesign the site

CONFIGURATION

- › LED lighting, energy-saving, optional color temperature
- › Dual air curtain energy-saving technology
- › High-efficiency evaporator
- › R404A/R410A
- › Optional high-efficiency fan
- › Adjustable shelf angle: 0°/7°/14

DIMENSION DRAWING



CUSTOMER VALUE

Saves energy compared to conventional models by **25%**

Grade 1
Energy Efficiency Level

Standard Model	Monaxis-SE						Monaxis-SE-L			
	LU D		LU M		EU D		EU M		EU M	
	125/188/250/375	125/188/250/375	125-A/188-A/250-A/375-A	125/188/250/375	125/188/250/375	125-A/188-A/250-A/375-A	125L/188L/250L/375L	125L/188L/250L/375L	125L/188L/250L/375L	125L/188L/250L/375L
Dimensions (Width)	1250/1875/2500/3750						1250/1875/2500 /3750			
Dimensions (Depth)	1055			855			1055		855	
Dimensions (Height)	2040						2270			
Climate Type	3(25°C 60%RH)									
Operation Temp. (°C)	-1-10	-1-7	-1-5	-1-10	-1-7	-1-5	-1-7	-1-5	-1-7	-1-5
Temperature Grade	H1	M2	M1	H1	M2	M1	M2	M1	M2	M1
Rated Voltage (V)	220									
Rated Frequency (Hz)	50									
Net Weight (kg)	250/360/480/685			213/306/408/582			290/415/550/790		250/350/470/670	
Display area (m²)	2.18/3.26/4.35/6.53			2.05/3.08/4.10/6.15			2.69/4.03/5.38/8.06		2.50/3.75/5.00/7.50	
Effective Volume (m³)	0.96/1.43/1.91/2.86			0.79/1.19/1.59/2.38			1.04/1.55/2.07/3.11		0.87/1.30/1.73/2.60	

Standard Model	MonaxEco-SE		MonaxEco-SE-L	
	LU M		EU M	
	125/188/250/375		125/188/250/375	
Dimensions (Width)	1250/1875/2500/3750		1250/1875/2500/3750	
Dimensions (Depth)	1055		855	
Dimensions (Height)	2040		2270	
Climate type	3(25°C 60%RH)			
Operation Temp. (°C)	-1-5		-1-5	
Temperature Grade	M1		M1	
Rated Voltage (V)	220			
Rated Frequency (Hz)	50			
Net Weight (kg)	261/376/502/716		223/320/426/608	
Display area (m²)	2.17/3.25/4.34/6.51		2.05/3.08/4.11/6.16	
Effective Volume (m³)	0.87/1.30/1.73/2.60		0.68/1.02/1.36/2.04	

E6 Mendos Series

E6CA Refrigerated Multideck



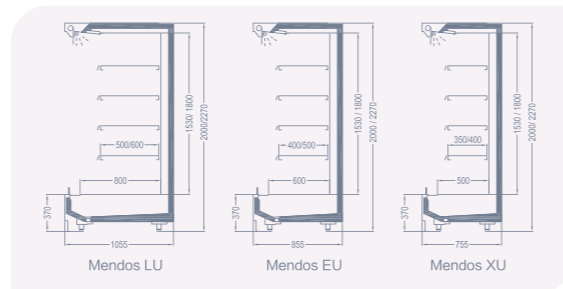
BENEFITS AT A GLANCE

- › Specially designed to meet the demand of supermarket customers, applicable to stores with various layouts
- › Temperature optimization, suitable for storing various daily products and meat
- › Pre-positive air curtain, for wider/bigger shelves volume, and with a cabinet of 750mm deep, optimizing the footprint
- › Squeezed Multi-layer Air Curtain design, with better thermal insulation effect
- › Higher evaporating temperature (≥ -6°C), more energy efficient and environmentally friendly
- › Pull-out shelf (optional) for quick replenishment, more efficient and quicker
- › Vegetable and fruit version had optimised for the storage of fruit and

CONFIGURATION

- › Flexible configuration of shelf layers and widths
- › Various styles of price tags and shelf dividers
- › Optional top-mounted or bottom-mounted controller
- › Optional plastic night curtain, fabric night curtain, slow-release night curtain
- › Optional single or double row top lighting
- › Optional powder-coated or stainless steel interior components
- › Flexible configuration of top or bottom piping

DIMENSION DRAWING



CUSTOMER VALUE

Storage **+10%** Display area **+10%** Cost-effective

Standard Model	1055 (Depth) 2m (Height)	1055 (Depth) 2m (Height)	855 (Depth) 2m (Height)	855 (Depth) 2m (Height)	755 (Depth) 2m (Height)	
	Mendos LU D	Mendos LU M	Mendos EU D	Mendos EU M	Mendos XU D	Mendos XU M
	125/188/210/250/313/375 CA	125/188/210/250/375 CA	075/125/170/188/250/313/344/375 CA	125/170/188/250/375 CA	125/188/250/375 CA	125/188/250/375 CA
Dimensions (Width)	1250/1875/2100/2500/3125/3750	1250/1875/2100/2500/3750	750/1250/1700/1875/2500/3125/3437/3750	1250/1700/1800/2500/3750	1250/1875/2500/3750	1250/1800/2500/3750
Dimensions (Depth)	1055	1055	855	855	755	
Dimensions (Height)	2000					
Operation Temp. (°C)	-1-7	-1-5			-1-5	-1-5
Climate type	3(25°C 60%RH)					
Temperature Grade	M2	M1	M2	M1	M2	M1
Rated Voltage (V)	220					
Rated Frequency (Hz)	50					
Net Weight (kg)	225/315/345/405/505/590	225/315/345/405/590	126/210/275/295/375/469/516/436	210/275/295/375/550	200/285/360/530	200/285/360/530
Display area (m²)	2.29/3.43/3.84/4.58/5.73/6.86	2.29/3.43/3.84/4.58/6.86	1.26/2.1/2.85/3.14/4.2/5.25/5.77	2.10/2.85/3.14/4.20/6.30	2.06/3.08/4.12/6.17	2.06/3.08/4.12/6.17
Effective Volume (m³)	0.89/1.32/1.48/1.77/2.21/2.66	0.89/1.32/1.48/1.77/2.66	0.44/0.73/0.99/1.09/1.46/1.83/2.01	0.73/0.99/1.09/1.46/2.19	0.62/0.94/1.24/1.86	0.62/0.93/1.24/1.86

E6 Mendos Series

E6A Internal/External Corner Case



BENEFITS AT A GLANCE

- › 90o Internal/External Corner Case, meeting the demand of various customers for combination
- › E6 based platform stable performance and good appearance

CONFIGURATION

- › Flexible configuration of shelf layers and widths
- › Various styles of price tags
- › Optional top-mounted or bottom-mounted controller

DIMENSION DRAWING



CUSTOMER VALUE

Complete range of inner and outer corner cabinets
Flexibly adapts to various layout requirements

Large display area
Efficient use of store space

Standard Model	E6 Mendos Series Corner Case															
	Mendos EU D		Mendos LU D		Mendos EU D		Mendos LU D		Mendos XU D		Mendos EU D		Mendos LU D			
	9WA	9IA	9EA	9IA	9EA	9E-L	9I-L	9E-L	9I-L	156	156-L	9ECA	9ICA	9ECA	9ICA	
Dimensions (Width)	1396	1380	1392	1380	1592	1392	1380	1592	1380	1560	1560	1392	1380	1592	1380	
Dimensions (Depth)	1396	1380	1392	1380	1592	1392	1380	1592	1380	755	755	1392	1380	1592	1380	
Dimensions (Height)	2000	2000	2000	2000	2000	2270	2270	2270	2270	2000	2200	2000	2000	2000	2000	
Climate type	3(25°C 60%RH)															
Operation Temp. (°C)	4-12												1-10	4-12		
Temperature Grade	S												M2	S		
Rated Voltage (V)	220															
Rated Frequency (Hz)	50															
Net Weight (kg)	265	230	240	380	250	290	255	310	430	180	220	240	230	250	380	
Display area (m²)	3.12	2.18	2.84	1.96	3.08	3.12	2.44	3.46	2.22	2.80	3.14	2.84	2.18	3.08	1.96	
Effective Volume (m³)	1.05	0.82	0.96	0.88	0.92	1.16	0.96	1.14	1.13	0.56	0.62	0.96	0.82	0.92	0.88	

MenEco A Series Glass Door Multideck

MenEco A Series 1.5m Height Semi-vertical Glass Door Multideck



BENEFITS AT A GLANCE

- All-new 6th generation multideck with a clean and elegant design
- Front air curtain increases shelf width for greater storage capacity
- Recessed door frame design and low front height (370mm) highlight product display
- Higher evaporating temperature ($\geq -4^{\circ}\text{C}$), lower energy consumption, more energy efficient and environmentally friendly
- Optional transparent side panels and pull-out shelves
- Compatible with Monaxis-SS and Mendos models to meet various user needs

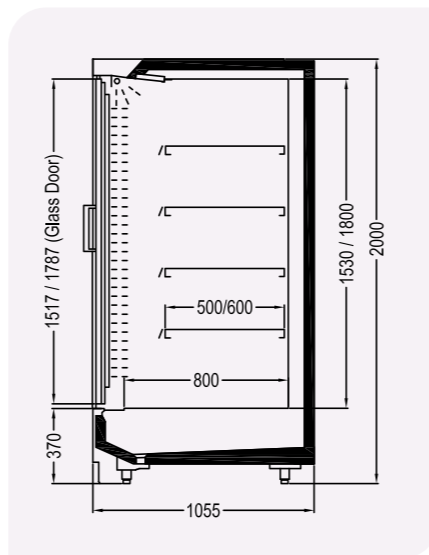
CONFIGURATION

- Optional top-mounted or bottom-mounted controller
- Rich glass door options: heating wire, conductive film, or anti-fog film available
- Optional low-voltage or high-voltage shelf lights
- Flexible configuration of shelf layers and widths
- Narrow-frame glass door for increased display area

CUSTOMER VALUE

Storage	Display area	Energy consumption
+5%	+20%	-5%

DIMENSION DRAWING



BENEFITS AT A GLANCE

- 1.5m Semi-vertical glass door without blocking the in-store view
- Innovative and flexible layout, including island-layout with glass door multidecks of the same series or E6 SV Semi-vertical self-service multidecks
- Save more energy than open standing cabinets
- All use E6 platform with many common parts

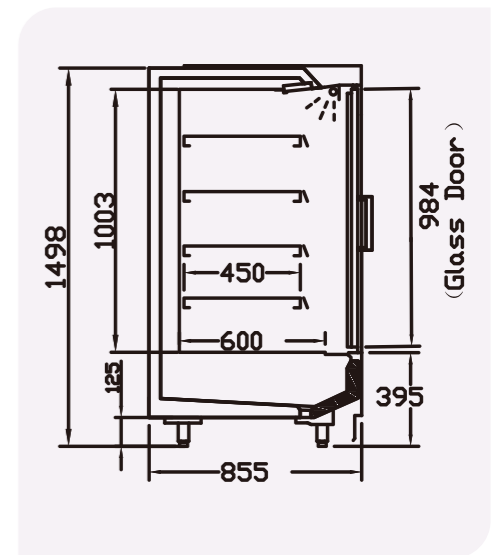
CONFIGURATION

- Optional top-mounted or bottom-mounted controller
- Rich glass door options: heating wire, conductive film, or anti-fog film available
- Optional low-voltage or high-voltage shelf lights
- Flexible configuration of shelf layers and widths
- Narrow-frame glass door for increased display area

CUSTOMER VALUE

Innovative display
Flexible layout

DIMENSION DRAWING



Standard Model	LU: 1055 (Depth) 2270 (Height) (Shelf, depth - 500)	855 (Depth) 2270 (Height) (Shelf, depth - 400)	750 (Depth) 2270 (Height) (Shelf, depth - 350)	1055 (Depth) 2000 (Height) (Shelf, depth - 500)	855 (Depth) 2000 (Height) (Shelf, depth - 400)	750 (Depth) 2000 (Height) (Shelf, depth - 350)
	MenEco LU D/M	MenEco EU D/M	MenEco XU D/M	MenEco LU D/M	MenEco EU D/M	MenEco XU D/M
	125/188/210/250/375-L	125/188/210/250/375-L	125/188/250/375-L	125/188/210/250/375 CA	125/188/210/250/375 CA	125/188/250/375 CA
Dimensions (Width)	1250/1875/2100/2500/3750	1250/1875/2100/2500/3750	1250/1875/2500/3750	1250/1875/2100/2500/3750	1250/1875/2100/2500/3750	1250/1875/2500/3750
Dimensions (Depth)	1055	855	755	1055	855	755
Dimensions (Height)	2270			2000		
Operation Temp. (°C)	-1/-7/-1-5			-1/-7/-1-5		
Climate type	3(25° C 60%RH)			3(25° C 60%RH)		
Temperature Grade	3 M2/3 M1			3 M2/3 M1		
Rated Voltage (V)	220			220		
Rated Frequency (Hz)	50			50		
Net Weight (kg)	310/445/495/585/850	295/405/440/555/805	285/410/540/785	285/410/450/530/765	270/370/405/500/725	260/375/490/710
Display area (m ²)	1.88/2.82/3.15/3.75/5.63	1.78/2.43/2.68/3.56/5.35	1.73/2.60/3.46/5.20	1.67/2.51/2.81/3.34/5.01	1.53/2.08/2.29/3.06/4.59	1.50/2.25/3.00/4.51
Effective Volume (m ³)	1.14/1.71/1.91/2.28/3.42	0.89/1.21/1.34/1.78/2.68	0.77/1.15/1.54/2.31	0.89/1.32/1.48/1.77/2.66	0.73/0.99/1.09/1.46/2.19	0.62/0.93/1.24/1.86

Standard Model	MenEco A Series 1.5m Height Semi-vertical Glass Door Multideck									
	MenEco EU M A-R Glass Door Multideck					MenEco EU D A-R Glass Door Multideck				
	125	170	188	250	375	125	170	188	250	375
Dimensions (Width)	1250	1700	1875	2500	3750	1250	1700	1875	2500	3750
Dimensions (Depth)	850					850				
Dimensions (Height)	1500					1500				
Operation Temp. (°C)	-1-5					-1-7				
Temperature Grade	3 M1					3 M2				
Rated Voltage (V)	220					220				
Rated Frequency (Hz)	50					50				
Net Weight (kg)	208	276	294	380	545	208	276	294	380	545
Display area (m ²)	0.98	1.34	1.47	1.96	2.94	0.98	1.34	1.47	1.96	2.94
Effective Volume (m ³)	0.875	1.190	1.312	1.750	2.625	0.875	1.190	1.312	1.750	2.625

SV Series

Semi-vertical Self-service Multideck



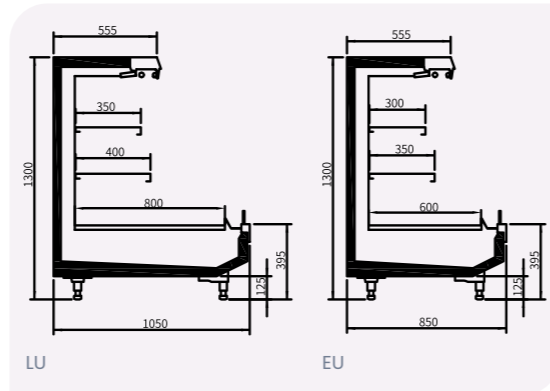
BENEFITS AT A GLANCE

- › Built on E6 platform with modern exterior design
- › Panoramic transparent side panels for enhanced product display
- › Squeezed air curtain design for improved energy efficiency
- › Optional pull-out shelves
- › Various models available for dairy and meat cabinets – more choices
- › Higher evaporating temperature (-7°C)

CONFIGURATION

- › Flexible modular combination
- › Bottom-mounted high-efficiency evaporator
- › Panoramic transparent side panels
- › Squeezed air curtain
- › Optional night curtain
- › Various models available for dairy and meat cabinets

DIMENSION DRAWING



CUSTOMER VALUE

Storage	Display area	Energy consumption
+5%	+20%	-5%

Standard Model	EU 855 (Depth) 1300 (Height)		EU 855 (Depth) 1500 (Height)		LU 1055 (Depth) 1300 (Height)		LU 1055 (Depth) 1500 (Height)		EU 855 (Depth) 1700 (Height) Semi-vertical	
	SV EU D	SV EU M	SV EU D	SV EU M	SV EU D	SV LU D	SV LU M	SV LU D	SV LU M	SV EU D
	125/170/188/250/375		125L/170L/188L/250L/375L		094L	125/188/210/250/375		125L/188L/210L/250L/375L		125N/170N/188N/250N/375N
Dimensions (Width)	1250/1700/1875/2500/3750				937	1250/1875/2100/2500/3750				1250/1700/1875/2500/3750
Dimensions (Depth)	855					1055				855
Dimensions (Height)	1300		1500		1300	1300		1500		1700
Operation Temp. (°C)	-1-7	-1-5	-1-7	-1-5	-1-7	-1-7	-1-5	-1-7	-1-5	-6
Climate type	3(25°C 60%RH)									
Temperature Grade	3 M2	3 M1	3 M2	3 M1	3 M2	3 M2	3 M1	3 M2	3 M1	S
Rated Voltage (V)	220V									
Rated Frequency (Hz)	50Hz									
Net Weight (kg)	148/176/186/276/364		150/205/210/280/420		112	180/230/251/299/449		210/260/290/346/519		173/236/242/322/470
Display area (m²)	1.52/1.8/1.99/2.65/3.98		1.58/2.15/2.36/3.15/4.73		1.18	1.74/2.36/2.65/3.15/4.73		1.88/2.74/3.16/3.65/5.48		1.86/2.53/2.79/3.72/5.57
Effective Volume (m³)	0.49/0.54/0.6/0.8/1.19		0.51/0.69/0.76/1.01/1.52		0.38	0.5/0.74/0.83/0.99/1.49		0.62/0.93/1.04/1.24/1.85		0.53/0.83/0.91/1.21/1.84

SV Series

Semi-vertical Glass Door Multideck



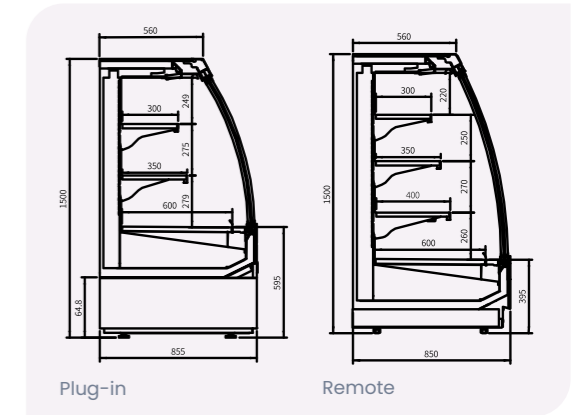
BENEFITS AT A GLANCE

- › -1 to 5°C temperature, suitable for various food storage
- › Modern appearance, recessed door frame design to highlight goods display
- › Squeezed Multi-layer Air Curtain design, with better thermal insulation effect
- › High evaporation temperature (-4°C) reduces cooling demand on the rack side
- › Low front height design increases display area (remote)
- › Plug-and-play, flexible placement, convenient for in-store promotions (Plug-in)

CONFIGURATION

- › Squeezed air curtain
- › Bottom-mounted high-efficiency evaporator
- › Panoramic transparent side panels
- › Inverter unit optional
- › Self-evaporating drain

DIMENSION DRAWING



CUSTOMER VALUE

Storage	Display area	Energy consumption Vs. previous generation	Energy consumption Vs. self-service
+20%	+10%	-5%	-60%

Standard Model	Plug-in					Remote				
	SV EU M 125 LP SD	SV EU M 188 LP SD	SV EU M 188 LP SD INVERTER	SV EU D 188 LP INVERTER	SV EU D 125P	SV EU D/ M 125 LR SD	SV EU D/ M 170 LR SD	SV EU D/ M 188 LR SD	SV EU D/ M 250 LR SD	SV EU D/ M 375 LR SD
Dimensions (Width)	1250	1875	1875	1875	1330	1250	1700	1875	2500	3750
Dimensions (Depth)						855				
Dimensions (Height)	1500					1325				
Dimensions (Height)						1500				
Operation Temp. (°C)	-1-5		-1-5		-1-7	-1-5				
Climate type	3(25°C 60%RH)									
Temperature Grade	3 M1			3 M2		3 M1				
Rated Voltage (V)	220V									
Rated Frequency (Hz)	50Hz									
Net Weight (kg)	160	220	220	220	160	160	220	280	320	480
Display area (m²)	2.42	3.14	3.14	2.82	1.18	1.95/1.95	3.10/2.65	2.91/2.91	3.89/3.89	5.84/5.84
Effective Volume (m³)	0.32	0.48	0.48	0.48	0.277	0.40	0.69	0.76	1.01	1.52

SV Series

Semi-vertical Round Cases, Semi-vertical Halo Cases



BENEFITS AT A GLANCE

- › Semicircle appearance, fashionable, elegant, good-looking and attractive to customers
- › Unique arc design of air Curtain design, more even temperature and air control
- › Combination and integration with 850-wide E6 Semi-vertical multideck

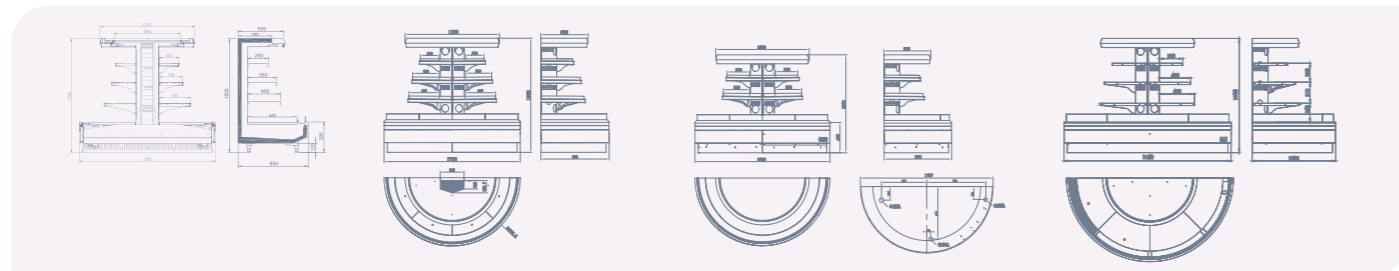
CONFIGURATION

- › Flexible modular combination
- › Bottom-mounted high-efficiency evaporator
- › Panoramic transparent side panels
- › Squeezed air curtain
- › Optional night curtain
- › Various models available for dairy and meat cabinets

CUSTOMER VALUE

Storage	Display area	Energy consumption
+10%	+20%	-5%

DIMENSION DRAWING



Standard Model	Self-service, Round End					Self-service, Halo End				
	SR EU D 178	SR EU D 178L	SR EU D 178N	SR LU D 218L	SR EU D E90L 90°	SC LU D 218	SC LU D 218L	SC EU D 178	SC EU D 178L	SC EU D 178N
Dimensions (Width)	1780	1780	1760	2500	1094	1094	2180	1780	1780	1780
Dimensions (Depth)	880	880	880	1090	855	855	1055	880	880	880
Dimensions (Height)	1300	1500	1700	1500	1500	1500	1300	1300	1500	1700
Operation Temp. (°C)	4-12									
Climate type	3(25°C 60%RH)									
Temperature Grade	S									
Rated Voltage (V)	220V									
Rated Frequency (Hz)	50Hz									
Net Weight (kg)	210	240	260	350	180	260	300	204	240	270
Display area (m²)	1.17	1.53	1.83	2.45	0.85	3.31	3.90	1.95	2.30	2.53
Effective Volume (m³)	0.320	0.410	0.490	0.690	0.25	0.61	0.72	0.64	0.75	0.83

Velando 53/63

Freezer



BENEFITS AT A GLANCE

- › Standard electric heating door frame ensures quick defogging, ensuring clear visibility of products
- › Available in two widths, with multiple combinations of 2-5 doors to meet various customer needs
- › Optimized cooling system for more stable operation
- › High evaporation temperature of 28.5°C ensures energy efficiency
- › Equipped with High-efficiency Door Frame (HEF) as standard, achieving full Grade 1 energy efficiency for greater energy savings

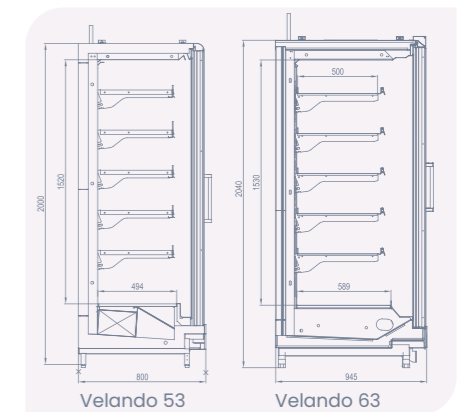
CONFIGURATION

- › All-new air duct
- › High-efficiency energy-saving door frame
- › Standard anti-condensation heating wire for door frame
- › Optional anti-fog film for glass door
- › Bottom-mounted high-efficiency evaporator

CUSTOMER VALUE

Airflow	Energy Consumption
+10%	-5%

DIMENSION DRAWING



Standard Model	Velando 53							Velando 63					
	Velando 53 2D SG	Velando 53 3D SG	Velando 53 4D SG	Velando 53 5D SG	Velando 53 2D-R	Velando 53 3D-R	Velando 53 4D-R	Velando 63 2D SG	Velando 63 3D SG	Velando 63 4D SG	Velando 63 5D SG	Velando 63 3D 188 SG	
Dimensions (Width)	1562	2343	3124	3905	1562	2343	3124	1562	2343	3124	3905	1884	
Dimensions (Depth)	800				800				945				
Dimensions (Height)	2000				1500				2040				
Operation Temp. (°C)	≤-18				≤-18				≤-18				
Temperature Grade	L1				L1				L1				
Rated Voltage (V)	220V												
Rated Frequency (Hz)	50Hz												
Net Weight (kg)	370	505	680	815	370	505	673	380	520	700	840	510	
Display area (m²)	2.01	3.03	4.03	5.04	1.36	2.03	2.70	2.03	3.04	4.051	5.07	3.08	
Effective Volume (m³)	1.18	1.77	2.36	2.95	1.18	1.77	2.36	1.32	2	2.62	3.32	1.61	



BENEFITS AT A GLANCE

- › The patented Dual Squeezing Air Curtain technology minimises the loss of cooling capacity caused by the fully open structure
- › Inverter frost-free technology ensures stable temperature and keep food fresher
- › Consistent energy efficiency all the year around
- › Standard refrigerant R404A, optional R448A & R507A

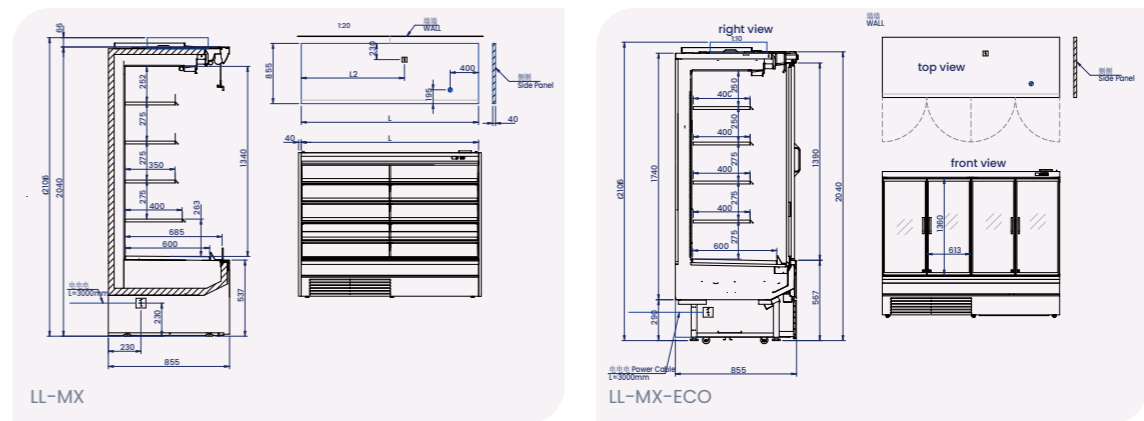
CONFIGURATION

- › High-efficiency energy-saving door frame
- › Drawable unit
- › Easily removable front trim panel
- › Optional swivel casters
- › Optional 130N damped soft-close glass door

DRAINAGE

- Direct drainage (standard)
- Manual drainage (optional)
- Draining pump (optional)
- Self-evaporating (Glass door version only)

DIMENSION DRAWING



CUSTOMER VALUE

Low noise

Low heat emission

Low energy consumption



Side panel options: Glass / mirror side panel

Product Name	Models	Product Dimensions, Excluding Side Panels (mm)	Side Panel Thickness (mm)	Volume (m³)	Display Area (m²)	Climate type	Temp. Grade	Operation Temp. (°C)
Liuli Series Plug-in Inverter Self-service Multideck	LL-MX EU D 125	1250*855*2040	40	0.735	2.04	3 (25°C 60%RH)	H1	-1~10
	LL-MX EU D 188	1875*855*2040		1.102	3.06			
	LL-MX EU D 250	2500*855*2040		1.469	4.09			
	LL-MX EU M 125	1250*855*2040		0.735	2.04			
	LL-MX EU M 188	1875*855*2040		1.102	3.06			
Liuli Series Plug-in Inverter Glass Door Multideck	LL-MX-ECO EU M 250	2500*855*2040	1.469	4.09	M2	-1~7		
	LL-MX-ECO EU M 125	1250*855*2040	0.735	1.74				
	LL-MX-ECO EU M 188	1875*855*2040	1.102	2.61				
	LL-MX-ECO EU M 250	2500*855*2040	1.469	3.49	M1	-1~5		

Liuli Series


Plug-in Inverter Semi-multideck



BENEFITS AT A GLANCE

- › The design features a long, rounded island that offers a creative style and placement flexibility
- › Inverter frost-free technology ensures stable temperature and keep food fresher
- › Create a unique floating-island shopping space that extends customer sightlines and enhances the shopping experience
- › Standard refrigerant R404A, optional R448A & R507A

CUSTOMER VALUE



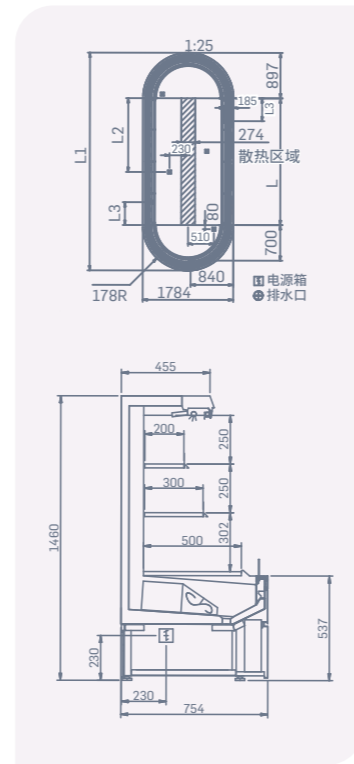
CONFIGURATION

- › Drawable unit
- › Easily removable front trim panel
- › Optional swivel casters

DRAINAGE

- › Direct drainage (standard)
- › Manual drainage (optional)
- › Draining pump (optional)

DIMENSION DRAWING



Product Name	Models	Product Dimensions, Excluding Side Panels (mm)	Side Panel Thickness (mm)	Volume (m ³)	Display Area (m ²)	Climate type	Temp. Grade	Operation Temp. (°C)
Plug-in Inverter Semi-multideck	LL-SV XU 125	1250*755*1460	40	0.34	2.12	3 (25°C 60%RH)	M2	-1-7
	LL-SV XU 188	1875*755*1460		0.52	2.84			
	LL-SV XU 250	2500*755*1460		0.69	3.56			
Plug-in Inverter Round End Case	LL-SV EU 178R	1754*895*1460		0.37	1.99		S	/

Liuli Series


Plug-in Freezer



BENEFITS AT A GLANCE

- › The same appearance as multideck to ensuring a uniform appearance
- › Equipped with high efficiency door frames (HEF) and optional anti-fogging film to ensure the user's shopping experience
- › Standard with a high-efficiency fixed-frequency compressor, inverter compressor as optional
- › Standard refrigerant R404A, optional R448A & R507A
- › Fully self-evaporating drainage, no additional condensate treatment required, and easier maintenance

CUSTOMER VALUE



Side panel options: Glass / mirror side panel

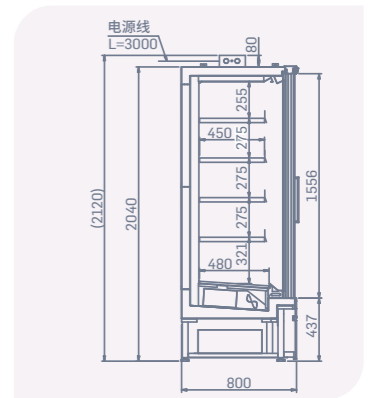
CONFIGURATION

- › High-efficiency energy-saving door frame
- › Drawable unit
- › Optional fixed-frequency or inverter unit
- › Easily removable front trim panel
- › Optional swivel casters
- › 130N damped soft-close glass door

DRAINAGE

- › Self-evaporating (Standard)

DIMENSION DRAWING



Product Name	Models	Product Dimensions, Excluding Side Panels (mm)	Side Panel Thickness (mm)	Volume (m ³)	Display Area (m ²)	Climate type	Temp. Grade	Operation Temp. (°C)
Fix-frequency Plug-in Freezer	LL-DB 2D	1562*800*2120	50	1.05	1.92	3 (25°C 60%RH)	L1	≤-18
	LL-DB 3D	2343*800*2120		1.57	2.88			
Inverter Plug-in Freezer	LL-DBV 2D	1562*800*2120	50	1.05	1.92	3 (25°C 60%RH)	L1	≤-18
	LL-DBV 3D	2343*800*2120		1.57	2.88			



SERVICE COUNTERS



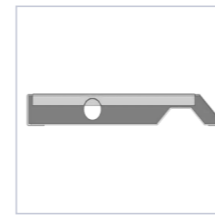
SCU Ivian Series (Depth - 1055)



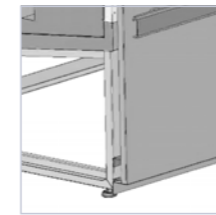
BENEFITS AT A GLANCE

- › Modern design, simple and premium; with the compact structure, it is suitable for all kinds of retail formats and business trends
- › Self-service counters, counters with sliding doors and other types of counters can be combined freely to expand the flexibility in displaying goods
- › With a full range of models, the counters have various combinations, covering a variety of application scenarios
- › Brand new energy-saving design, better energy efficiency.

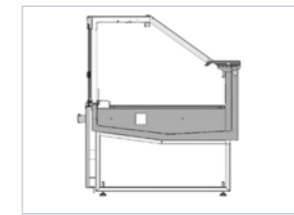
PRODUCT BENEFITS



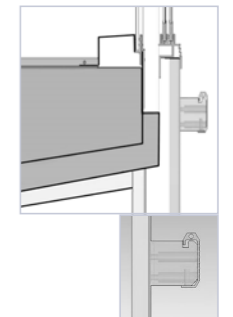
- › Installation position for overnight blinds
- › Easy to connect



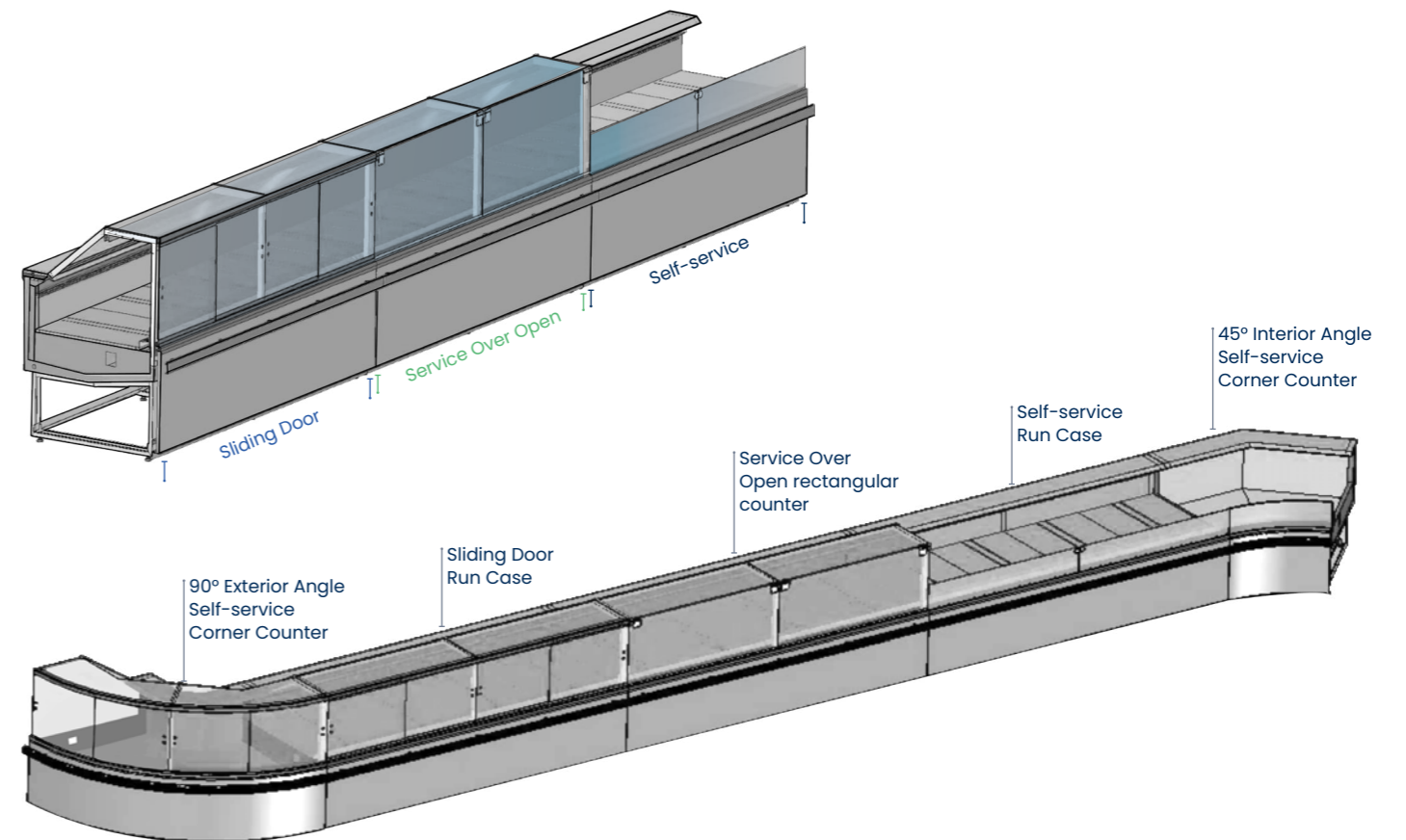
- › Vertical front panel with modern design
- › Convenient for on-site decoration



- › Sliding doors, hinged glass doors and self-service type available to choose from
- › Flexible combination, beautiful appearance



- › Crash bar included in standard package



SCU Ivian Series

Service Over Counter with Sliding Doors



SCU Ivian Series

Self-service Counter



BENEFITS AT A GLANCE

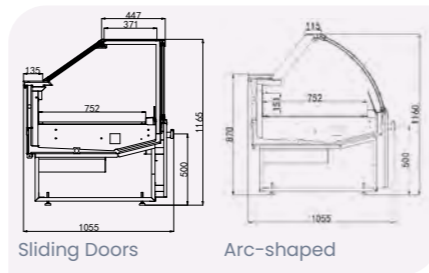
- Ordinary front panel cover, simple and premium, convenient for customers' renovation
- Crash bar options: stainless steel or aluminum alloy
- Horizontal sliding glass doors, smoother sliding for corner counters;
- Light covers are integrated with the rear sliding door frame to improve permeability
- The large size of the exterior corner counter is convenient for various layouts and form a perfect "S" shape with interior corner counters
- Optional right-angle or curved, plug-in or remote, meeting different user needs

CONFIGURATION

- Support legs: sheet metal legs
- Material options for bottom partition, return air grilles and back panel: powder coating
- Crash bar options: aluminum alloy
- Heat pipes of evaporator: without heat pipe
- Controller options: Haier CCR standard refrigeration controller unit*
- Evaporator blower fan options: EBM Q motor*
- Evaporator Expansion Valve options: Haier CCR R404A evaporator expansion valve*
- Front and rear sliding door color: black
- Light options: T8 energy-saving integrated LEDs 6500K

* Replaceable with same-class brand products. See page 49 for more options.

DIMENSION DRAWING



CUSTOMER VALUE



Standard Model	Remote	Remote, Corner Counter	Remote, Arc-shaped	Plug-in, Arc-shaped	Plug-in, Arc-shaped, Corner Counter	Remote, Arc-shaped, Corner Counter	Arc-shaped, Dry Heating Counter	
	SCU 063/094/125/188/250/375 75 R T / M	SCU EC90 75 R T / M	SCU 063/094/125/188/250/375 75 R T C	SCU 125/188/250/375 75 P T / C	SCU EC90 75 P T / C-3L	SCU EC90 75 R T C	SCU 125/188/250/375 75 R T C HD	SCU 188/250 75 R S HD
Dimensions (Width)	625/ 937/ 1250/ 1875/ 2500/ 3750	1650	625/ 937/ 1250/ 1875/ 2500/ 3750	1340/1965/ 2590/3840	1740/1690	1650	1250/1875/ 2500/3750	1875/2500
Dimensions (Depth)	1055	1650	1055	1055	1650/1690	1650	1055	1055
Dimensions (Height)	1160							
Operation Temp. (°C)	-1-5	3-8	-1-5	-1-5	3-8	3-8	40-60	40-60
Temperature Grade	3 MI	3 S	3 MI	3 MI	3 MI	3 S	3 S	
Rated Voltage (V)	220V							
Rated Frequency (Hz)	50Hz							
Net Weight (kg)	110/ 150/ 190/ 270/ 335/ 490	340	110/ 145/ 185/ 265/ 330/ 485	215/295/ 365/525	360	335	190/270/ 335/490	230/305
Display area (m ²)	0.40/ 0.61/ 0.81/ 1.22/ 1.62/ 2.43	1.27	0.34/0.52/0.70/ 1.05/1.40/2.10	0.81/1.22/ 1.66/2.43	1.27	1.18	0.63/0.94/ 1.26/1.88	1.35/1.8
Effective Volume (m ³)	0.07/ 0.11/ 0.148/ 0.221/ 0.295/ 0.443	0.195	0.071/ 0.107/ 0.142/ 0.213/ 0.285/ 0.427	0.148/0.221 /0.295/0.443	0.195	0.211	0.148/0.221/ 0.295/0.443	0.221/0.295

BENEFITS AT A GLANCE

- Ordinary front panel cover, simple and premium, convenient for customers' renovation
- Crash bar options: stainless steel or aluminum alloy;
- Horizontal sliding glass doors, smoother sliding for corner counters
- Light covers are integrated with the rear sliding door frame to improve permeability
- The large size of the exterior corner counter is convenient for various layouts and form a perfect "S" shape with interior corner counters

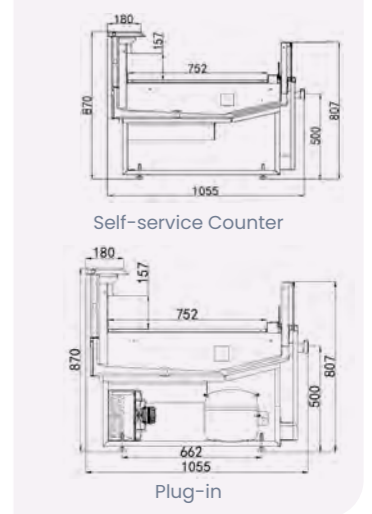
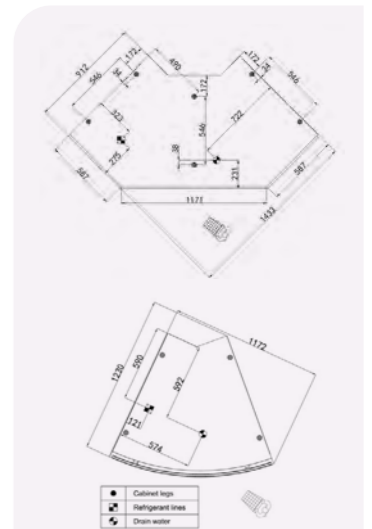
CUSTOMER VALUE



Standard Model	Remote, Beef Case	Plug-in	Remote, Corner Counter	Trilateral, Corner Counter	Plug-in, Corner Counter
	SCU 063/094/125/188/ 250/375 75 R S / M	SCU 094/125/156/188/219/ 250/281/313/344 /375 75 P S	SCU EC45 75 R S / SCU EC90 75 R S/M / SCU IC45 75 R S/M	SCU EC90 75 R S-3L	SCU EC90 75 P S/-3L
Dimensions (Width)	625/937/1250/1875/ 2500/3750	1027/1340/1653/1965/2278/ 2590/2903/ 3215/3528/3840	1230/ 1650/ 1232	1650	1690
Dimensions (Depth)	1055	1055	1172/ 1650/ 1171	1650	1690
Dimensions (Height)	870	1160/870	870	870	870
Operation Temp. (°C)	-1-5		3-8		
Temperature Grade	3 MI		3 S		
Rated Voltage (V)	220V				
Rated Frequency (Hz)	50Hz				
Net Weight (kg)	85/ 120/ 155/ 230/ 305/ 460	140/175/200/230/ 295/345/375/420/ 440/500	155/ 310/ 155	245	350
Display area (m ²)	0.45/ 0.68/ 0.90/ 1.35/ 1.80/ 2.70	0.68/0.90/1.18/1.35/ 1.61/1.80/2.08/2.35/ 2.48/2.70	0.62/ 1.24/ 0.71	0.93	1.24
Effective Volume (m ³)	0.07/ 0.11/ 0.148/ 0.221/ 0.295/ 0.443	0.11/0.148/0.181/0.221/0.258/ 0.295/0.332/0.361/ 0.407/0.443	0.099/ 0.195/ 0.111	0.137	0.195

* Replaceable with same-class brand products. See page 49 for more options.

DIMENSION DRAWING



SCU Ivian Series

Crown End Island Service Counter



SCU Ivian Series

Double Shelf Service Counter



BENEFITS AT A GLANCE

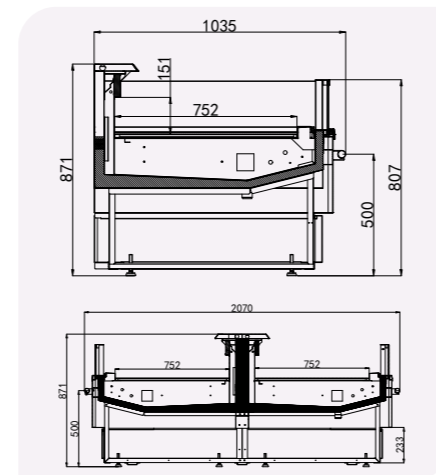
- › The rectangular service counter is equipped with double-valve and double-control technology for more stable operation;
- › The standard split controller is placed on the deck, convenient for customers to read temperatures and adjust parameters;
- › Double-sided counter with an integrated deck for an elegant appearance.

CUSTOMER VALUE

Dual valves,
dual controls

Integrated
design

DIMENSION DRAWING



BENEFITS AT A GLANCE

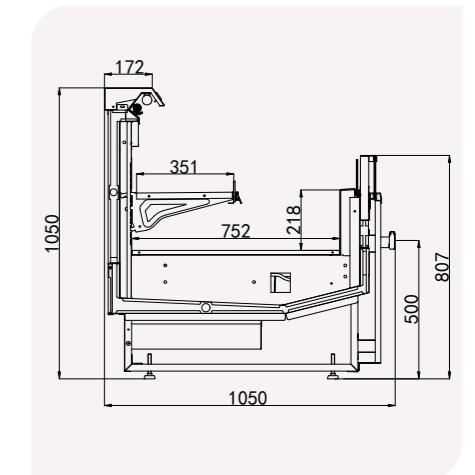
- › Deep interior front of the service counter, with a depth of 218mm
- › Integrated energy saving lights and overnight blinds as standard;
- › Tilted bottom bracket and double partitions available as options
- › The standard split controller is placed on the deck, convenient for customers to read temperatures and adjust parameters

CUSTOMER VALUE

Double-layer
display

Large depth for
easy storage

DIMENSION DRAWING



CONFIGURATION - OPTIONAL

- › Material options for bottom partition, return air grilles and back panel: powder coating
- › Crash bar options: aluminum alloy
- › Heat pipes of evaporator: without heat pipe
- › Evaporator blower fan options: EBM Q motor*
- › Evaporator Expansion Valve options: Haier CCR R404A evaporator expansion valve*
- › Counter opening and crash bar options: light Grey plastic counter opening + aluminum alloy crash bars
- › Material options for bottom partition, return air grilles and back panel: powder coating
- › Overnight blinds or lights (Self-service): without overnight blinds or lights
- › Controller options: Haier CCR standard refrigeration controller unit*
- › Price tag: common sticker type, white
- › Bottom bracket options: No bottom bracket
- › Back panel options: no back panel
- › Combinations for the counter opening: aluminum alloy, with columns

Standard Model	Crown Case	Dual-compartment Crown Case	Dual-compartment Case
	SCU 207 75 R S CE / M SCU 207 75 R I CE	SCU 207 75 P S CE SCU 1225/188/250 75 P S CE/RC	SCU 207/125/188/250 75 R S RC / M SCU 125/188/250 75 R I RC
Dimensions (Width)	2070	2160/1340/1965/2590	1250/ 1875/ 2500
Dimensions (Depth)	1035	1035/2070	2070
Dimensions (Height)	870		
Operation Temp. (°C)	≤-2	-1-5	-1-5
Temperature Grade	3 MI		
Rated Voltage (V)	220V		
Rated Frequency (Hz)	50Hz		
Net Weight (kg)	195	210/340/500/650	310/ 460/ 610
Display area (m ²)	1.48	1.48/1.80/2.70/3.60	1.80/ 2.70/ 3.60
Effective Volume (m ³)	0.24	0.24/0.296/0.442/0.59	0.296/ 0.442/ 0.59

CONFIGURATION

- › Crash bar options: aluminum alloy
- › Evaporator blower fan options: EBM Q motor*
- › Evaporator Expansion Valve options: Haier CCR R404A evaporator expansion valve*
- › Double partitions options: powder coating

Standard Model	Double Shelf Service Counter	Double Shelf Corner Service Counter		
	SCU 063/094/125/188/250/375 75 R S DS	SCU EC90 75 R S DS	SCU IC45 75 R S DS	SCU EC45 75 R S DS
Dimensions (Width)	625/937/1250/1875/2500/3750	1650	1232	1230
Dimensions (Depth)	1055		1772	
Dimensions (Height)	1050			
Operation Temp. (°C)	-1-5	3-8		
Temperature Grade	3 MI	3 S		
Rated Voltage (V)	220V			
Rated Frequency (Hz)	50Hz			
Net Weight (kg)	90/125/160/173/325/490	158	165	165
Display area (m ²)	0.49/0.74/0.98/1.47/1.97/2.95	1.28	0.68	0.66
Effective Volume (m ³)	0.10/0.15/0.20/0.30/0.41/0.61	0.26	0.13	0.125

* Replaceable with same-class brand products. See page 49 for more options.

* Replaceable with same-class brand products. See page 49 for more options.

SCU Ivian Series

Insulated Glass Service Counter



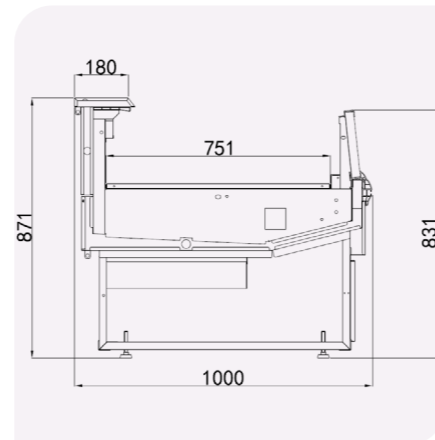
BENEFITS AT A GLANCE

- Wide opening and large storage for easy customer access
- Sheet metal air outlet grille for easy cleaning
- Insulated glass with stainless steel handrail – sturdy and durable
- Optimized temperature performance for energy efficiency

CONFIGURATION

- Support legs: sheet metal legs
- Material options for bottom partition, return air grilles and back panel: powder coating
- Controller options: Haier CCR standard refrigeration controller unit*
- Heat pipes of evaporator: without heat pipe
- Evaporator blower fan options: EBM Q motor*
- Evaporator Expansion Valve options: Haier CCR R404A evaporator expansion valve*

DIMENSION DRAWING



CUSTOMER VALUE

Sheet metal air outlet
Easy to clean

Insulated glass
More durable

* Replaceable with same-class brand products. See page 49 for more options.

Standard Model	Plastic crash bar, plastic handrail	Plastic crash bar, plastic handrail, corner Counter	Aluminum alloy crash bar, sheet metal handrail	Plug-in Counter	Plug-in Corner Counter
	SCU 063/094/125/156/188/219/250/281/313/344/375 75 R S HG	SCU EC90 75 R S HG-3L	SCU IC90 75 R S HGA-3L	SCU 094/125/156/188/219/250/281/313/344/375 75 P S HG	SCU EC90 75 P S HG-3L
Dimensions (Width)	625/937/1250/1563/1875/2188/2500/2813/3125/3438/3750	1592	1579	1027/1340/1653/1965/2278/2590/2903/3215/3528/3840	1690
Dimensions (Depth)	1055	1592	1579	1000	1690
Dimensions (Height)	870	870	870	870	870
Operation Temp. (°C)			-1-5		
Temperature Grade			3 Ml		
Rated Voltage (V)			220V		
Rated Frequency (Hz)			50Hz		
Net Weight (kg)	75/110/145/180/220/255/295/335/375/237/450	300	290	140/175/200/230/295/305/375/420/440/460	360
Display area (m ²)	0.45/0.68/0.90/1.18/1.35/1.64/1.80/2.11/2.35/2.58/2.70	1.5	1.25	0.68/0.90/1.18/1.35/1.61/1.80/2.08/2.35/2.48/2.70	1.46
Effective Volume (m ³)	0.070/0.110/0.148/0.181/0.221/0.253/0.295/0.325/0.361/0.397/0.443	0.193	0.219	0.110/0.148/0.181/0.221/0.258/0.295/0.332/0.361/0.407/0.443	0.211

SCU Ivian Series

Static-cooling Ice Counter



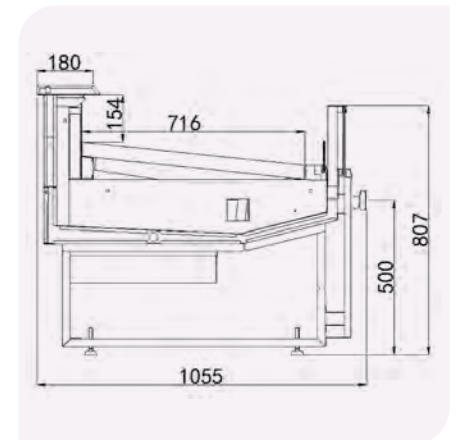
BENEFITS AT A GLANCE

- Wide opening and large storage for easy customer access
- Sheet metal air outlet grille for easy cleaning
- Insulated glass with stainless steel handrail – sturdy and durable
- Optimized temperature performance for energy efficiency

CONFIGURATION

- Support legs: sheet metal legs
- Crash bar options: aluminum alloy
- Controller options: Carel refrigeration controller*
- Evaporator Expansion Valve options: Haier CCR R404A evaporator expansion valve*

DIMENSION DRAWING



CUSTOMER VALUE

Refrigeration

Direct external drain
Anti-clogging

* Replaceable with same-class brand products. See page 49 for more options.

Standard Model	Static-cooling ice counter	Corner Counter	Corner Counter	Refrigerator
	SCU 125/188/250/375 75 R I	SCU EC90 75 R I	SCU IC45 75 R I	SCU 125/188/250 75 R GF
Dimensions (Width)	1250/1875/2500/3750	1650	1579	1250/ 1875/ 2500
Dimensions (Depth)	1055	1650	1579	1081
Dimensions (Height)	870	870	870	986
Operation Temp. (°C)	≤-2	-2-5	-2-5	≤-18
Temperature Grade		3 S		3 Ll
Rated Voltage (V)		220V		
Rated Frequency (Hz)		50Hz		
Net Weight (kg)	155/230/305/460	310	155	190/ 275/ 340
Display area (m ²)	0.90/1.35/1.80/2.70	1.24	0.71	0.88/ 1.32/ 1.76
Effective Volume (m ³)	0.148/0.221/0.295/0.443	0.195	0.111	0.14/ 0.21/ 0.29

SERVICE COUNTERS

NSCU Ivian Series Narrow Service Counter



BENEFITS AT A GLANCE

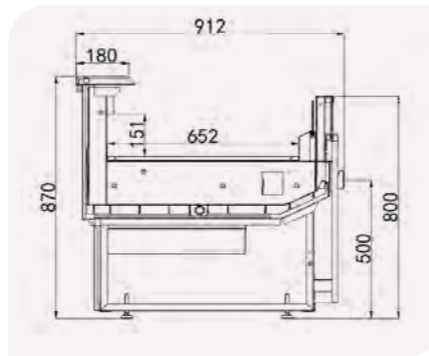
- › Ordinary front panel cover, simple and premium, convenient for customers' renovation
- › Aluminum alloy crash bar's color with optional colors
- › The front and return air glass panels are effectively fixed to achieve a steady combination
- › 912 mm in width, suitable for small-space layout

CUSTOMER VALUE

Narrow cabinet design
Compact and flexible



DIMENSION DRAWING



CONFIGURATION

- › Side panel options: sheet metal
- › Support legs: sheet metal legs
- › Overnight blinds or lights (Self-service): without overnight blinds or lights
- › Material options for bottom partition, return air grilles and back panel: powder coating
- › Crash bar options: aluminum alloy
- › Heat pipes of evaporator: without heat pipe
- › Controller options: Haier CCR standard refrigeration controller unit*
- › Evaporator blower fan options: EBM Q motor*
- › Evaporator Expansion Valve options: Haier CCR R404A evaporator expansion valve*
- › Counter opening and crash bar options: light Grey plastic counter opening + aluminum alloy crash bars
- › Material options for bottom partition, return air grilles and back panel: powder coating
- › Price tag: common sticker type, white
- › Bottom bracket options: No bottom bracket
- › Back panel options: no back panel
- › Combinations for the counter opening: aluminum alloy, with columns

Standard Model	Remote, Service Counter / Beef Case SCU 125/188/250/375 65 R S	Plug-in, Service Counter/ Beef Case SCU 125/188/250/375 65 P S	Remote, Corner Counter SCU EC90 65 R S-3L
Dimensions (Width)	1250/1875/2500/3750	1340/1965/2590/3840	1433
Dimensions (Depth)	912	912	1433
Dimensions (Height)	870	870	870
Operation Temp. (°C)	-1-5	-1-5	3-8
Temperature Grade	3 MI	3 MI	3 MI
Rated Voltage (V)	220		
Rated Frequency (Hz)	50		
Net Weight (kg)	140/210/275/415	155/230/295/430	200
Display area (m ²)	0.83/1.25/1.66/2.49	0.83/1.25/1.66/2.49	0.93
Effective Volume (m ³)	0.122/0.183/0.244/0.366	0.122/0.183/0.244/0.366	0.137

* Replaceable with same-class brand products. See page 49 for more options.

NSCU Ivian Series Crown End Island Service Counter



BENEFITS AT A GLANCE

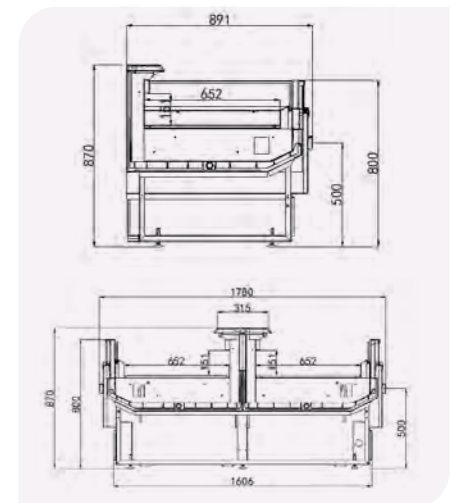
- › Ordinary front panel cover, simple and premium, convenient for customers' renovation;
- › Aluminum alloy crash bar's color with optional colors
- › The front and return air glass panels are effectively fixed to achieve a steady combination
- › 912 mm in width, suitable for small-space layout

CUSTOMER VALUE

Narrow cabinet design
Compact and flexible



DIMENSION DRAWING



CONFIGURATION

- › Material options for bottom partition, return air grilles and back panel: powder coating
- › Crash bar options: aluminum alloy
- › Heat pipes of evaporator: without heat pipe
- › Evaporator blower fan options: EBM Q motor*
- › Evaporator Expansion Valve options: Haier CCR R404A evaporator expansion valve*
- › Counter opening and crash bar options: light gray plastic counter opening + aluminum alloy crash bars
- › Material options for bottom partition, return air grilles and back panel: powder coating
- › Overnight blinds or lights (Self-service): without overnight blinds or lights
- › Controller options: Haier CCR standard refrigeration controller unit*
- › Price tag: common sticker type, white
- › Bottom bracket options: No bottom bracket
- › Back panel options: no back panel
- › Combinations for the counter opening: aluminum alloy, with columns

Standard Model	Remote, Dual-compartment Service Counter/ Beef Case SCU 125/188/250 65 R S RC	Remote, Crown Case / Beef Case SCU 178 65 R S CE
Dimensions (Width)	1250/ 1875/ 2500	1780
Dimensions (Depth)	1780	891
Dimensions (Height)	891	
Operation Temp. (°C)	-1-5	
Temperature Grade	MI	
Rated Voltage (V)	220	
Rated Frequency (Hz)	50	
Net Weight (kg)	260/ 400/ 530	190
Display area (m ²)	1.66/ 2.49/ 3.32	1.03
Effective Volume (m ³)	0.244/ 0.366/ 0.488	0.150

* Replaceable with same-class brand products. See page 49 for more options.

GL Boyar Series/SGL Aries Series (Depth - 1180)



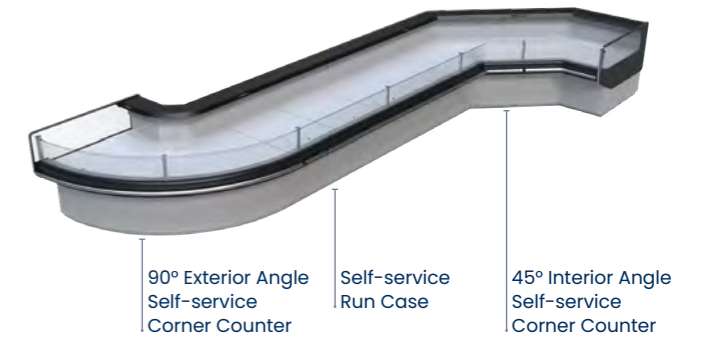
BENEFITS AT A GLANCE

- › Multiple combinations for service counters. Design base to match different glass upper structures: flat glass, curved glass, or raised service counter.
- › Various base solutions, adaptable to different counter heights or applications, flexible in choosing a suitable solution
- › Various configuration options: Self-service Counter, glass doors service counter, heating counter, Static-cooling ice counter, Corner Service Counter, etc.
- › Multiple series and accessories available, adaptable to various application scenarios.


CGL BOYAR SERIES COMBINATION COUNTER




SGL ARIES SERIES COMBINATION COUNTER



CGL BOYAR SERIES SLIDING DOOR COMBINATION COUNTER



SGL ARIES SERIES COMBINATION COUNTER



CGL Boyar Series

Service Over Counter with Sliding Doors



SGL Aries Series

Self-service Counter



BENEFITS AT A GLANCE

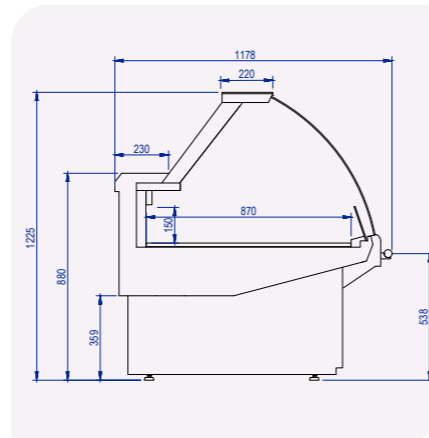
- Translucent curved glass, simple and elegant
- Sliding glass covers, easy to pick up goods
- Optimized lighting, better displaying
- Brand new energy-saving design, better energy efficiency.
- With a full range of models, the counters have various combinations, covering a variety of application scenarios

CONFIGURATION

- Support legs: sheet metal legs
- Material options for bottom partition, return air grilles and back panel: powder coating
- Crash bar options: aluminum alloy
- Heat pipes of evaporator: without heat pipe
- Controller options: Haier CCR standard refrigeration controller unit*
- Evaporator blower fan options: EBM Q motor*
- Evaporator Expansion Valve options: Haier CCR R404A evaporator
- Lights: T8 energy-saving integrated LEDs 6500K

* Replaceable with same-class brand products. See page 49 for more options.

DIMENSION DRAWING



CUSTOMER VALUE

Large-sized Corner Service Counter, easy to combine

Optimized temp. performance **for energy efficiency**

Rich accessories Suitable for multiple scenarios

Standard Model	CGL 87 T R Remote					CGL 87 T P Plug-in					CGL 87 T R Remote, Corner Counter	CGL 87 T P Plug-in, Corner Counter
	094	125	188	250	375	125	188	250	375	EC90	EC90	
Dimensions (Width)	938	1250	1875	2500	3750	1340	1965	2590	3840	1686	1729	
Dimensions (Depth)											1178	1729
Dimensions (Height)											1225	
Operation Temp. (°C)											-1-5	3-8
Temperature Grade											3 MI	3 S
Rated Voltage (V)											220V	
Rated Frequency (Hz)											50Hz	
Net Weight (kg)	115	165	225	295	345	190	250	320	370	190	215	
Display area (m ²)	0.69	0.92	1.38	1.84	2.76	1.09	1.50	1.98	2.93	1.43	1.48	
Effective Volume (m ³)	0.13	0.19	0.285	0.381	0.571	0.190	0.285	0.381	0.571	0.24	0.24	

BENEFITS AT A GLANCE

- Translucent curved glass, simple and elegant & easy to pick up goods
- Various base solutions, adaptable to different counter heights or applications, flexible in choosing a suitable solution.
- Various configuration options: Self-service Counter, glass doors service counter, heating counter, Static-cooling ice counter, Corner Service Counter, etc.
- A full range of models (included Remote & Plug-in) to meet the multiple needs of users

CONFIGURATION

- Support legs: sheet metal legs
- Overnight blinds or lights: no overnight blinds or lights
- Material options for bottom partition, return air grilles and back panel: powder coating
- Crash bar options: aluminum alloy
- Heat pipes of evaporator: without heat pipe
- Controller options: Haier CCR standard refrigeration controller unit*
- Evaporator blower fan options: EBM Q motor*
- Evaporator Expansion Valve options: Haier CCR R404A evaporator

* Replaceable with same-class brand products. See page 49 for more options.

CUSTOMER VALUE

Self-service structure Easy to pick up goods

Large-sized Corner Service Counter, easy to combine

Optimized temp. performance **for energy efficiency**

Rich accessories Suitable for multiple scenarios

Standard Model	Remote					Remote, Corner Counter			Plug-in		Plug-in, Corner Counter
	SGL 87 SR 063/094/125/156/188/219/250/281/313/344/375					SGL 87 SR EC90/IC45/REC90/IC90			SGL 87 SP 125/188/250/375		SGL 87 SP EC90
Dimensions (Width)	625/938/1250/1561/1875/2186/2500/2811/3123/3436/3750					1686/1654/1627/2621			1340/1965/2590/3840		1729
Dimensions (Depth)	1178					1686/1434/1627/1461			1178		1729
Dimensions (Height)	880					880			880		880
Operation Temp. (°C)	-1-5					3-8			-1-5		3-8
Temperature Grade	3 MI								3 MI		3 S
Rated Voltage (V)	220V					220V					
Rated Frequency (Hz)	50Hz					50Hz					
Net Weight (kg)	63/93/135/175/195/240/265/288/300/313/315					160/100/160/320			160/220/290/340		185
Display area (m ²)	0.53/0.79/1.07/1.34/1.60/1.87/2.15/2.41/2.68/2.95/3.22					1.322/0.95/1.32/1.89			1.17/1.70/2.25/3.32		1.48
Effective Volume (m ³)	0.095/0.14/0.19/0.208/0.285/0.291/0.381/0.374/0.416/0.457/0.571					0.24/0.17/0.24/0.30			0.19/0.285/0.381/0.571		0.24

SGL Aries Series

Service Over Counter with Sliding Doors



BENEFITS AT A GLANCE

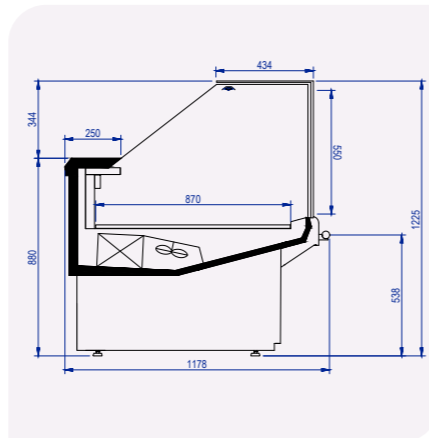
- › Translucent straight glass, simple and elegant
- › Sliding glass covers, easy to pick up goods
- › Optimized lighting, better displaying
- › Brand new energy-saving design, better energy efficiency.
- › With a full range of models, the counters have various combinations, covering a variety of application scenarios

CONFIGURATION

- › Support legs: sheet metal legs
- › Material options for bottom partition, return air grilles and back panel: powder coating
- › Crash bar options: aluminum alloy
- › Heat pipes of evaporator: without heat pipe
- › Controller options: Haier CCR standard refrigeration controller unit*
- › Evaporator blower fan options: EBM Q motor*
- › Evaporator Expansion Valve options: Haier CCR R404A evaporator
- › Lights: T8 energy-saving integrated LEDs 6500K

* Replaceable with same-class brand products. See page 49 for more options.

DIMENSION DRAWING



CUSTOMER VALUE

Large-sized Corner Service Counter,
easy to combine

Optimized temp. performance
for energy efficiency

Rich accessories
Suitable for multiple scenarios

Standard Model	SGL 87 T R Remote				SGL 87 T P Plug-in				SGL 87 T R Remote, Corner Counter	SGL 87 T P Plug-in, Corner Counter
	125	188	250	375	125	188	250	375		
Dimensions (Width)	1250	1875	2500	3750	1340	1965	2590	3840	1627	1729
Dimensions (Depth)	1178								1627	1729
Dimensions (Height)	1225									
Operation Temp. (°C)	-1-5								3-8	3-8
Temperature Grade	3 M1								3 S	3 S
Rated Voltage (V)	220V									
Rated Frequency (Hz)	50Hz									
Net Weight (kg)	165	225	295	345	190	250	320	370	190	215
Display area (m ²)	0.92	1.38	1.84	2.76	1.09	1.50	1.98	2.93	1.43	1.48
Effective Volume (m ³)	0.190	0.285	0.381	0.571	0.190	0.285	0.381	0.571	0.24	0.24

CGL Boyar / SGL Aries Series

Static-cooling Ice Counter



CGL Aries Series



SGL Aries Series

BENEFITS AT A GLANCE

- › Translucent curved glass, simple and elegant & easy to pick up goods
- › Various base solutions, adaptable to different counter heights or applications, flexible in choosing a suitable solution.
- › Various configuration options: Self-service Counter, glass doors service counter, heating counter, Static-cooling ice counter, Corner Service Counter, etc.
- › A full range of models (included Remote & Plug-in) to meet the multiple needs of users

CONFIGURATION

- › Support legs: sheet metal legs
- › Overnight blinds or lights: no overnight blinds or lights
- › Material options for bottom partition, return air grilles and back panel: powder coating
- › Crash bar options: aluminum alloy
- › Heat pipes of evaporator: without heat pipe
- › Controller options: Haier CCR standard refrigeration controller unit*
- › Evaporator blower fan options: EBM Q motor*
- › Evaporator Expansion Valve options: Haier CCR R404A evaporator

* Replaceable with same-class brand products. See page 49 for more options.

CUSTOMER VALUE

Self-service structure
Easy to pick up goods

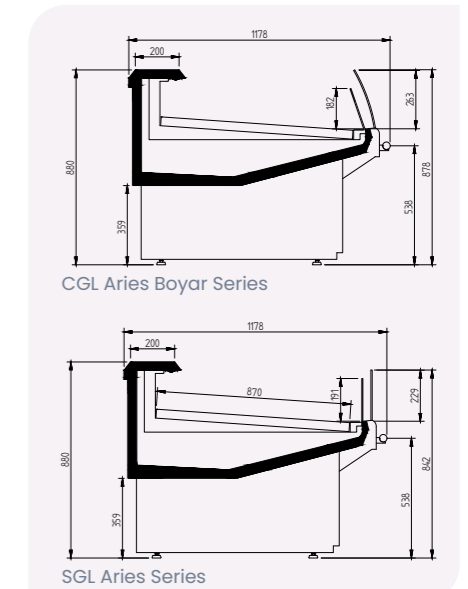
Large-sized Corner Service Counter,
easy to combine

Optimized temp. performance
for energy efficiency

Rich accessories
Suitable for multiple scenarios

Standard Model	SGL 87 S R static-cooling ice counter				CGL 87 S R static-cooling ice counter				CGL S R dry heat counter			
	125	188	250	375	125	188	250	375	125	188	250	375
Dimensions (Width)	1250	1875	2500	3750	1250	1875	2500	3750	1250	1875	2500	3750
Dimensions (Depth)	1178											
Dimensions (Height)	880								1225			
Operation Temp. (°C)	≤-2								40-60			
Temperature Grade	3 S								3 S			
Rated Voltage (V)	220V											
Rated Frequency (Hz)	50Hz											
Net Weight (kg)	145	205	275	325	145	205	275	325	155	215	285	335
Display area (m ²)	1.07	1.60	2.15	3.22	1.07	1.60	2.15	3.22	0.92	1.38	1.84	2.76
Effective Volume (m ³)	0.19	0.2	0.381	0.57	0.190	0.290	0.380	0.570	0.190	0.285	0.381	0.571

DIMENSION DRAWING



Medea Series

Double Shelf Service Counter



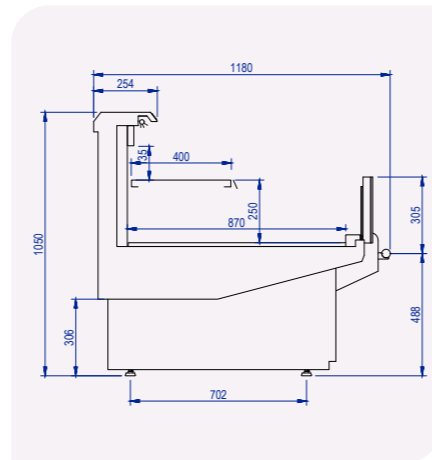
BENEFITS AT A GLANCE

- › Double displaying shelves; sheet metal or glass partitions
- › Optional tilted bottom bracket for better displaying
- › Integrated energy saving lights and overnight blinds as standard;
- › High-end and decent appearance, complete range of remote & plug-in models to meet different user needs

CONFIGURATION

- › Crash bar options: aluminum alloy
- › Evaporator blower fan options: EBM Q motor
- › Evaporator Expansion Valve options: Haier CCR R404A evaporator expansion
- › Double shelf: powder coating

DIMENSION DRAWING



CUSTOMER VALUE

Self-service structure
Easy to pick up goods

Large-sized Corner Service Counter,
easy to combine

Optimized temp. performance
for energy efficiency

Rich accessories
Suitable for multiple scenarios

Standard Model	Double Shelf Service Counter - Remote		Double Shelf Service Counter - Plug-in
	Medea 87 SD 063/094 /125/188/250/375 M	Medea 87 SD EC90/REC90 M	Medea 87 SP 188/250
Dimensions (Width)	625/938/1250/ 1875/2500/3750		1875/2500
Dimensions (Depth)	1178		1178
Dimensions (Height)	1050		1100
Operation Temp. (°C)	-1-7		-1-7
Temperature Grade	3 M2		3 M2
Rated Voltage (V)	220V		220V
Rated Frequency (Hz)	50Hz		50Hz
Net Weight (kg)	80/125/160/ 220/285/335		240/310
Display area (m ²)	0.76/1.14/1.53/ 2.30/3.07/4.61		2.30/3.07
Effective Volume (m ³)	0.15/0.22/0.38/ 0.56/0.75/1.13		0.56/0.75

MPS Series

Service Counter



BENEFITS AT A GLANCE

- › Deeper design enables larger capacity with a lower overall profile, accommodating various display formats
- › Standard metal air outlet grille for easy cleaning
- › -1 to 5°C temperature range, suitable for meat storage

CONFIGURATION

- Interior materials (bottom panel, back baffle, return air grille)**
- › Standard: Powder coating
 - › Optional: Stainless steel
- Expansion valve**
- › Standard: R404A Haier CCR expansion valve
 - › Optional: R22 Haier CCR expansion valve | R404A Danfoss expansion valve | R22 Danfoss expansion valve | R410A Danfoss expansion valve | No valve

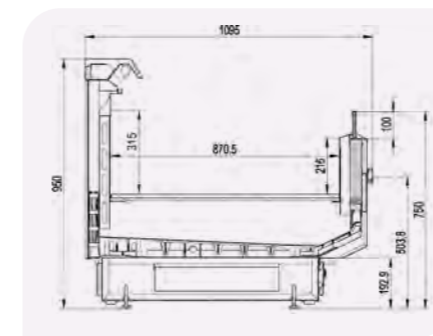
Light (optional when adding light)

- › Standard: 6500K
- › Optional: Integrated energy-saving version 6500K / 4000K / 3000K

Controller

- › Standard: Haier CCR standard freezer controller
- › Optional: Haier CCR remote 485 communication freezer controller | Haier CCR remote wireless LoRa communication controller | High-end freezer controller | High-end 485 communication freezer controller

DIMENSION DRAWING



Evaporator fan

- › Standard: EBM Q motor
- › Optional: EBM IQ fan

Side panel

- › Full foam left side panel: BG2ELZ00000
- › Full foam right side panel: BG2EWC00000

Crash bar

- › Standard: Aluminum protective bar, natural color
- › Optional: Aluminum protective bar, powder-coated

CUSTOMER VALUE

Deep design
Large storage capacity


Optimized temp.
for premium ingredients

Standard Model	MPS Deep Storage Remote Service Cabinet													
	MPS 063 87 R S	MPS 094 87 R S	MPS 125 87 R S	MPS 156 87 R S	MPS 188 87 R S	MPS 219 87 R S	MPS 250 87 R S	MPS 281 87 R S	MPS 313 87 R S	MPS 344 87 R S	MPS 375 87 R S	MPS EC90 87 R S-3L	MPS IC90 87 R S-3L	
Dimensions (Width)	628	941	1253	1566	1878	2191	2503	2816	3128	3441	3753	1625	1393	
Dimensions (Depth)	1095												1625	1393
Dimensions (Height)	950													
Operation Temp. (°C)	-1-5												-3-8	
Temperature Grade	MI												S	
Rated Voltage (V)	220V													
Rated Frequency (Hz)	50Hz													
Net Weight (kg)	90	120	175	200	245	285	325	355	490	425	460	325	300	
Display area (m ²)	0.513	0.77	1.026	1.168	1.539	1.796	2.052	2.309	2.565	2.822	3.078	1.495	1.101	
Effective Volume (m ³)	0.167	0.25	0.333	0.416	0.5	0.583	0.666	0.749	0.833	0.916	0.999	0.468	0.379	


Service Counter Options

OPTIONS

CRASH BAR



Aluminum alloy crash bars



Stainless steel crash bars



Without crash bars

GLASS DOOR

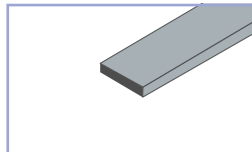


Double-pane glass

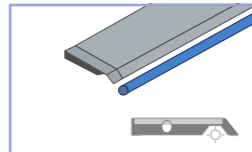


Insulating glass with metal edge sealing

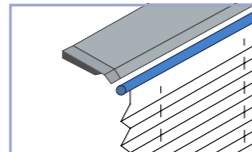
DISPLAY DECK



Standard decks



Decks with lights




Decks with overnight blinds

SUPPORT LEGS



Sheet metal legs



Bridge pier legs

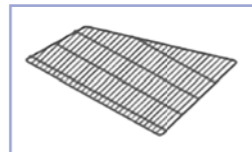
THERMOSTAT



Common Carel controller / Chunchang controller



Split controller



Bottom brackets


ACCESSORIES




Thermometer

ADAPTIVE EXHIBITION AND DISPLAY PROPS


PRICE TAG



Pasted Price Tag



LG Price Tag



Price Tag on the Return Air Glasses

MISCELLANEOUS



Trays



Pads



Double Shelf Display Rack



Slotted display rack



Magnetic Bulletin Board



L-shaped Shelf



Three-layer dual-purpose display shelf

SELECTION FORM

Options	self-service SCU	Crown Case SCU	Double Shelf SCU	Sliding doors SCU	SCU Self-service Counter with sliding doors	Static-cooling ice counter SCU	SCU Remote Refrigerator	CGL/SGL Self-service counter	Static-cooling ice counter CGL/SGL	Sliding door CGL	Sliding door SGL	Medea Series Double Shelf
	SCU-S/RS	SCU-SCE/RC	SCU-SDS	SCU-T	SCU-SD/D-D-C	SCU-RI	SCU-GF	CGL-S/SGL-S	CGL-S FZ/SGL-S FZ	CGL-T	SGL-T	Medea-SD
Crash bars standard: aluminum alloy Optional: Stainless steel	●	●	●	●	●	●	●	●	●	●	●	Stainless steel
Deck with lights / overnight blinds standard: no overnight blind, no lamp	●		Integrated lights and overnight blinds	Integrated lights				●	●	Integrated lights	Integrated lights	Integrated lights and overnight blinds
Support legs standard: sheet metal legs optional: bridge pier legs	●			●	●	●	●	●	●	●	●	
Thermostats	●			●	●	●	●	●	●	●	●	●
Evaporator blower fan	●	●	●	●	●	●	●	●	●	●	●	●
Evaporator expansion valves	●	●	●	●	●	●	●	●	●	●	●	●
Heat pipes of evaporator standard: without heat pipe optional: with heat pipe	●	●	Heating tube power	●	●			●		●	●	●
Material options for bottom partition, return air grilles and back panel Standard: Powder coating Optional: Stainless steel	●	●	●	●	●		●	●		●	●	●
Adjustable tilted bottom brackets	●	●	●	●	●	●						
Front and rear sliding door color Standard: Black Optional: aluminum alloy				●								
Side panel Standard: sheet panel Optional: glass	●							●			●	●
Display decks/door frame accessories (handrails, glass supports, baffles) material Standard: powder coating Optional: Stainless steel							●					
Color options for counter doors Standard: Grey Optional: Black							●					
Combination options Standard: no combination Optional: combinations from left, right or both sides Color options: Grey or black							●					
Back panel Standard: no back panel Optional: with back panel							●					
Light options	T8 energy-saving integrated LED tube 6500K (standard) / T8 energy-saving integrated LED tube 4000K / T8 energy-saving integrated LED tube 3000K / T8 energy-saving integrated LED tube, pink											
Controller options	Haier CCR standard refrigeration controller / Carel refrigeration controller / Haier CCR C217 refrigeration controller (remote communication)											
Evaporator fans options	EBM Q motor / EBM IQ blower fan											
Evaporator expansion valve options	Haier CCR R404a evaporator valve / Danfoss R404A evaporator valve / Haier CCR R22 evaporator valve / Danfoss R410A evaporator valve											


AVAILABLE COLORS

*More color selection please refer to Carrier Powder Paint Selection Guide

H0080300055 RAL 9001	H0087500012 RAL 9011	H0087500315 RAL 3000	H00875000014 RAL 1023	H0080300009 RAL 5012	H0087500100 RAL 6016	H0087500313 RAL 3015

AIW Plus

Dual-compartment Island



Nimble Series

Plug-in Island



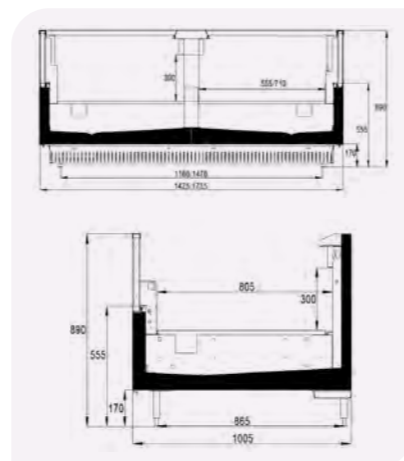
BENEFITS AT A GLANCE

- Integrated design of run case and end case reduces joint seams and enhances display effect
- Reduces transportation costs for refrigerated case; reduces installation (handling, jointing) costs and shortens construction period
- Flexible selection: available in 3, 4, 6, and 8 feet long case & middle case
- High efficiency air curtain design for energy savings and more stable temperature

CONFIGURATION

- Crash bar options: aluminum alloy, mounting position determined by shopping cart size
- Defrost options: Hot gas, electric defrost.
- Evaporator fan option: EBM Q motor, IQC
- Evaporator Expansion Valve options: Haier CCR R404A evaporator expansion valve*
- Material options for bottom partition, return air grilles and back panel: powder coating
- Night curtain options: with night curtain
- Controller options: Haier CCR standard refrigeration controller*
- Price tag: common sticker type, white
- Base frame options: powder-coated base frame, stainless steel base frame
- Sliding door options: left-right, up-down
- Non-refrigerated shelf options: Double-deck, single-deck

DIMENSION DRAWING



CUSTOMER VALUE

- Integrated design** innovative cabinet combination
- Capable of operating in harsh conditions
- Horizontal** Large display & storage, space optimized

Standard Model	Single compartment	Single Controller, Depth - 1500 Dual-compartment	Single Controller, Depth - 1800 Dual-compartment	Single Controller, Depth - 2000 Dual-compartment	Single Controller, Depth - 1500 Cabinet-in-cabinet	Single Controller, Depth - 1800 Cabinet-in-cabinet	Single Controller, Depth - 2000 Cabinet-in-cabinet
	AIW						
Dimensions (Width)	1250/1875/2500/3750/2185	1250/1875/2500/3750/1425	1250/1875/2500/3750/1735	1250/1875/2500/3750/1925	1942/2255/2880/3505	1942/2255/2880/3505	1942/2255/2880/3505
Dimensions (Depth)	1005	1425/1005 (Crown Case)	1735/1005 (Crown Case)	1925/1005 (Crown Case)	1425	1735	1925
Dimensions (Height)	890						
Operation Temp. (°C)	≤-18						
Climate type	3(25°C 60%RH)						
Temperature Grade	3 LI						
Rated Voltage (V)	220V						
Rated Frequency (Hz)	50Hz						
Net Weight (kg)	165/171/270/342/202	197/243/324/486/171	245/301.5/391.5/585/225	216/256.5/351/513/184.5	324/368/414/495	328.5/402.5/441/535.5	416/470/526.5/616.5
Display area (m²)	1.05/1.58/2.12/3.18/1.83	1.49/2.24/3/4.51/1.18	1.85/2.78/3.72/5.58/1.44	2.11/3.17/4.23/6.36/1.61	2.29/2.67/3.42/4.18	2.82/3.29/4.22/5.16	3.18/3.71/4.78/5.84
Effective Volume (m³)	0.33/0.48/0.65/0.95/0.52	0.50/0.75/1.01/1.50/0.32	0.68/0.95/1.30/1.90/0.44	0.60/0.90/1.20/1.80/0.40	0.71/0.89/1.14/1.40	0.87/1.01/1.30/1.60	0.96/1.12/1.39/1.74

BENEFITS AT A GLANCE

- Narrow cabinets to save space for markets
- Automatic defrost, saving time and efforts
- Dual temperature control, switch between MT and LT
- With universal wheels at the bottom, easy to move

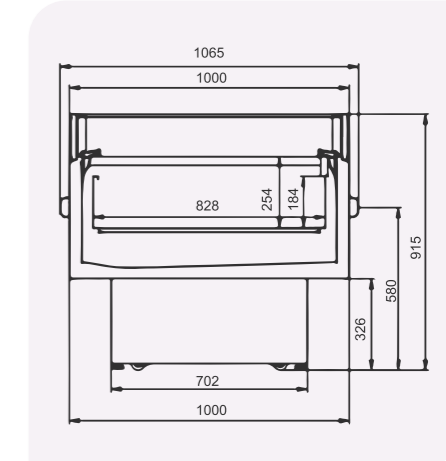
CONFIGURATION

- Plastic part color options: Grey | Black
- Crash bar color options: Grey | Black
- Base frame divider mesh options: White | Black | None
- Night cover options: Without | With
- Drip tray options: Plastic | Stainless steel | Stainless steel, with PTC heating tube

CUSTOMER VALUE

- Plug-in island,** plug and play, flexible deployment
- Dual temperature design,** switch between MT and LT at will and flexible application

DIMENSION DRAWING



Standard Model	Self-service						Left-right sliding doors			Up-down Sliding doors		
	AIW0.3G	AIW0.4G	AIW0.5G	AIW0.4GC	AIW0.4G-M	AIW0.5G-M	AIW0.3G-SD	AIW0.4G-SD	AIW0.5G-SD	AIW0.3G-UD	AIW0.4G-UD	AIW0.5G-UD
Dimensions (Width)	1570	2065	2565	2065	2065	2565	1570	2065	2565	1570	2065	2565
Dimensions (Depth)	1065											
Dimensions (Height)	915						1020			1050		
Operation Temp. (°C)	≤ -15/ 0- 5						-10±5			≤ -15/ 0- 5		
Temperature Grade	3 MI& LI						3 MI			3 MI		
Rated Voltage (v)	220V											
Rated Frequency (Hz)	50Hz											
Net Weight (kg)	160	200	260	200	260	260	190	230	300	190	230	300
Display area (m²)	1.2	1.58	2	1.58	1.49	2	1.08	1.42	1.79	1.08	1.42	1.79
Effective Volume (m³)	0.27	0.29	0.36	0.29	0.41	0.51	0.270	0.290	0.360	0.270	0.290	0.360



ISLANDS

Linglong Series Integral Chest Freezer (Plug-in)



BENEFITS AT A GLANCE

- › Large size hollow glass front display window, fully showcasing product details
- › Up-down sliding doors on top for customer shopping easier
- › Overall grand and stable effect, attracting customer attention, enhancing shopping experience
- › Horizontal plug-in design, flexible movement, free combination, adjusting layout according to mall needs
- › Operating temperature -18~-25°C, meeting the temperature requirements for ice cream and other products
- › Defrosting at regular intervals (timed) for energy-saving and environmental protection
- › Refrigerant options: R404A or R290. For inverter series, R290 is recommended – efficient and eco-friendly

CONFIGURATION

Standard

- › Grey exterior plastic parts
- › White interior sheet metal parts
- › Adjustable bottom foot bolts
- › White interior partition grid

Optional

- › Black exterior plastic parts
- › Black interior sheet metal parts
- › Swivel casters
- › Black interior partition grid
- › Non-refrigerated shelf


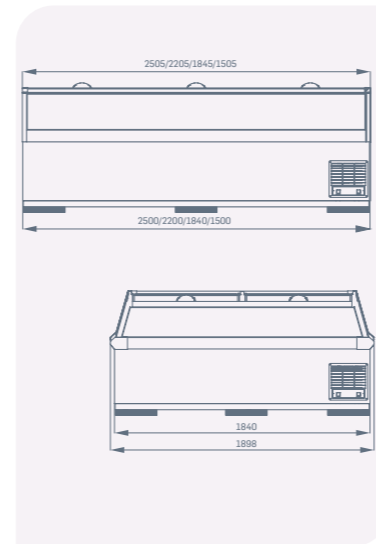
CUSTOMER VALUE

Large viewing window design

High-end appearance

Stable temp.

DIMENSION DRAWING



Standard Model	Linglong A					Linglong Pro			
	Linglong 150808A	Linglong 180807A	Linglong 180808A	Linglong 220808A	Linglong 250808A	Linglong 150808PV	Linglong 180807PV	Linglong 220808PV	Linglong 250808PV
Dimensions (Width)	1505	1898	1898	2205	2505	1505	1898	2205	2505
Dimensions (Depth)	886	881	886	886	886	886	881	886	886
Dimensions (Height)	856					856			
Operation Temp. (°C)	-18					-18			
Temperature Grade	3 LI					3 LI			
Rated Voltage (V)	220V					220V			
Rated Frequency (Hz)	50Hz					50Hz			
Net Weight (kg)	123.5	145.5	140	150	180	120	130	150	180
Display area (m ²)	0.95	1.12	1.16	1.4	1.55	0.95	1.12	1.40	1.55
Effective Volume (m ³)	0.292	0.334	0.358	0.481	0.561	0.292	0.334	0.481	0.561

Adventer Plus Integral Chest Freezer (Plug-in)



Pleasure Plus Series Integral Chest Freezer (Plug-in)



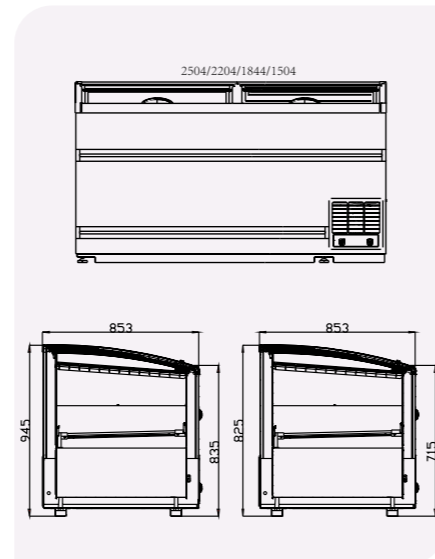
BENEFITS AT A GLANCE

- › Unique design with upward-opening glass door for easy access by multiple customers simultaneously
- › Curved glass for enhanced product display
- › Higher load line design (550mm, ≤-18°C)
- › Hot gas defrost – energy-saving and eco-friendly

CONFIGURATION

- › Crash bar color options: Grey | black
- › Price tag color options: White | others

DIMENSION DRAWING



CUSTOMER VALUE

Storage +10%	Display area +10%	Energy-saving 15%	Refrigeration speed +15%	Defrost time -75%
------------------------	-----------------------------	-----------------------------	------------------------------------	-----------------------------

Standard Model	Adventer Plus ICF-K Integral Chest Freezer (Plug-in)				Adventer Plus ICF-K Integral Chest Freezer (Plug-in) - Sliding doors			
	LD-ICF 150808K	LD-ICF 180807K	LD-ICF 220808K	LD-ICF 250808K	LD-ICF 150808K UD	LD-ICF 180807K UD	LD-ICF 220808K UD	LD-ICF 250808K UD
Dimensions (Width)	1504	1844	2204	2504	1504	1844	2204	2504
Dimensions (Depth)	854							
Dimensions (Height)	945							
Operation Temp. (°C)	-22~-18							
Temperature Grade	3 L1							
Rated Voltage (V)	220V							
Rated Frequency (Hz)	50Hz							
Net Weight (kg)	135	138	157	190	138	141	160	193
Display area (m ²)	0.99	1.21	1.51	1.72	0.82	1.03	1.26	1.42
Effective Volume (m ³)	0.39	0.45v	0.62	0.72	0.39	0.45	0.62	0.72


BENEFITS AT A GLANCE

- › Optional up-down or left-right sliding glass door – enhances product display and allows multiple customers to shop simultaneously
- › Stable temperature performance and reliable quality
- › Hot gas defrosting, saving energy and reducing water condensate
- › Able to reduce surface heat dissipation and improve shopping experience
- › Defrost interval up to 72 hours

CONFIGURATION

- › Crash bar color options: Grey | black
- › Price tag color options: White | others

DIMENSION DRAWING



CUSTOMER VALUE

Storage +10%	Display area +10%	Energy-saving: 15%	Refrigeration speed +15%	Defrost time -75%
------------------------	-----------------------------	------------------------------	------------------------------------	-----------------------------

Standard Model	Left-right sliding door	Up-down Sliding door		Inverter, R290, 50Hz/60Hz	
	LD-ICF 150808C/180807C/180808C/220808C/250808C Plus	LD-ICF 150808C UD/180807C/180808C/220808C/250808C UD Plus	LD-ICF 180807L UD Plus	ICF 150808/180807/220808/250808 PV	ICF 150808/180807/220808/250808 PV UD
Dimensions (Width)	1504/1844/1844/2204/2504	1504/1844/1844/2204/2504	1844	1504/1844/2204/2504	1504/1844/2204/2504
Dimensions (Depth)	854		853	854	854
Dimensions (Height)	945/ 825/ 945	945/ 825/ 945	825	945	945
Operation Temp. (°C)	-22~-18		-1-5	-22~-18	-22~-18
Temperature Grade	3 L1		M1	3 L1	3 L1
Rated Voltage (V)	220V				
Rated Frequency (Hz)	50Hz				
Net Weight (kg)	135/138/145/157/190	138/141/145/160/193	180	135/138/157/190	138/141/160/193
Display area (m ²)	0.99/1.21/1.21/1.51/1.72	0.82/1.03/1.03/1.26/1.42	1.03	0.99/1.21/1.51/1.72	0.82/1.03/1.26/1.42
Effective Volume (m ³)	0.39/0.45/0.596/0.62/0.72	0.39/0.45/0.596/0.62/0.72	0.451	0.39/0.45/0.62/0.72	0.39/0.45/v0.62/0.72

Easycube Amber Series

Dual Temp. Island



BENEFITS AT A GLANCE

- › Ultimate visibility – 5-sided all-glass transparent design
- › Smart temperature control – dual-zone switching capability
- › Flexible deployment – adjustable feet & casters configuration
- › Energy-efficient – heat-reflective film glass technology
- › Smart defrosting – energy-saving freshness new experience
- › Eco-friendly choice: R290 refrigerant
- › Modular design – configurable assembly solutions
- › Inverter technology – high-efficiency operation

CONFIGURATION

- › Plastic part color options: Grey | Black
- › Price tag color options: White | others

CUSTOMER VALUE

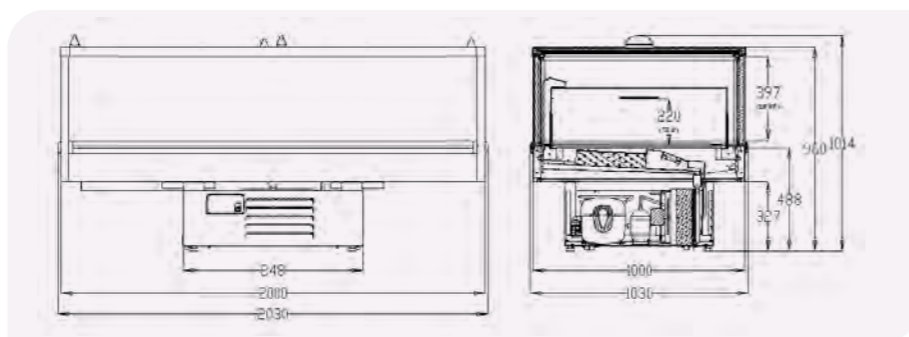
Extra-large display area

Dual-temp. application

Flexible installation


LL-EC20 Plug-in Island	Unit	
Temperature	[°C]	-1-5°C / ≤-18°C
Refrigerant		R290
Width	[mm]	2030
Depth	[mm]	1030
Height	[mm]	1014
Rated Voltage	[V]	220
Volume	[l]	348
Display area	[m ²]	2.74
Temperature Grade		3M1 / 3L1
Refrigerant charge	[g]	150

DIMENSION DRAWING



Radiant Series

Panoramic Glass Fan-coiled Island



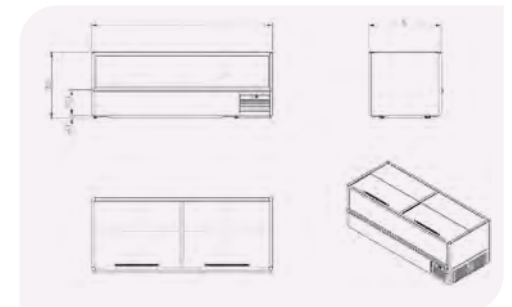
BENEFITS AT A GLANCE

- › Fashionable design: enhances store aesthetics, maximizes product display space and internal capacity for better product presentation
- › Unique box-type refrigeration system: improves serviceability and reduces maintenance costs
- › Flexible configuration: meets various placement needs – standalone / in-line / back-to-back / island
- › Frost-free interior design: effectively prevents internal frosting, ensuring

- › stable performance
- › Eco-friendly R290 refrigerant. LL-CF comes standard with fixed-frequency compressor; LL-CF Pro & LL-CF Ultra come standard with inverter compressor
- › Optimized airflow and air curtain: faster pull-down speed, efficient cooling
- › Excellent EEI rating: extremely low energy consumption, offering the lowest operating cost in its size class



DIMENSION DRAWING



CUSTOMER VALUE

Large viewing window

Large capacity

Air-cooled

Inverter technology

Pull-out unit
 Easy to maintain

Standard Model	LL-CF				LL-CF Pro				LL-CF Ultra			
	EU 150	EU 184	EU 210	EU 250	EU 150	EU 184	EU 210	EU 250	LU 150	LU 184	LU 210	LU 250
Dimensions (Width)	1500	1840	2100	2500	1500	1840	2100	2500	1500	1840	2100	2500
Dimensions (Depth)	850								1000			
Dimensions (Height)	920											
Temperature Grade	3 L1											
Rated Voltage (V)	220V											
Rated Frequency (Hz)	50Hz											
Net Weight (kg)	200	220	270	290	200	220	270	290	225	245	295	325
Display area (m ²)	1.49	2.49	2.17	2.62	1.49	2.49	2.17	2.62	1.69	2.12	3.19	2.97
Effective Volume (m ³)	0.348	0.477	0.576	0.728	0.348	0.477	0.576	0.728	0.499	0.656	0.776	0.961



CONVENIENT STORE





ADAPTIVE EXHIBITION AND DISPLAY PROPS



Magnetic paster Three-layer dual-purpose display shelf Slatable display stack Promotion cards/price tags Sucker

BENEFITS AT A GLANCE

- Appearance design has been applied for patent, perfect product visibility: the upper cabinet is fully transparent—the product can be viewed at a glance
- Flexible assembly: according to different design layouts, it can be placed in a single or array to optimize the utilization of floor space and extra display areas
- Drawable condensing unit: the maintenance convenience can be improved.
- Built-in evaporative water box, no need to pour water manually
- Overall energy efficiency: "Super" Class 1, a response to the national policy of carbon neutrality
- Improved controller position: the controller is located in the lower part, which is easier to check and display
- R404A high-efficiency refrigerant

CONFIGURATION

Standard

- Short bottom panel
- Galvanized steel base with powder-coated finish, The exterior and interior color is black
- Air curtain cooling temperature guarantee
- High efficiency energy-saving fan
- Automatic defrosting, and condensed water evaporated after heating
- Electronic controller
- Drawable unit device
- Standard casters

Optional

- Plug options
- Long bottom panel
- Electronic controller (485 support)
- EC fan
- Various colors available at the bottom
- Upper temperature indicator
- Crash bar (under development)
- Display props
- Galvanized steel base with external and internal colors optional*

*Refer to Carrier Powder Paint Selection Guide

Height of front trim: 280mm

- Temperature control: 3H1
- Material of top panel and side panel: Acrylic

Areor ST188 A

Height of front trim: 180mm

- Temperature control: 3H1
- Material of top panel and side panel: hollow glass
- Back supported by column
- Metal shelf support arm
- Crash bar (Optional)

Areor ST188 G D

Height of front trim: 280mm

- Temperature control: 3M1
- Material of top panel and side panel: hollow glass
- Back supported by column
- Metal shelf support arm
- Crash bar (Optional)

Areor ST188 G M

Standard Model	Areor Series ST188 Transparent Display Fruit Cabinet Depth - 1055	Fully Transparent Self-service Fruit Cabinet	Fully Transparent Self-service Beef Case
	Areor ST188	Areor ST188 G D	Areor ST188 G M
Dimensions (Width)	1915	1915	1915
Dimensions (Depth)	1055	1055	1055
Dimensions (Height)	1295	1295	1295
Operation Temp. (°C)	1~10	1~10	-1~5
Temperature Grade	3H1	3H1	3M1
Rated Voltage (V)	220	220	220
Rated Frequency (Hz)	50	50	50
Net Weight (kg)	292	290	292
Display Area (m ²)	3.63	3.6	3.6
Effective Volume (m ³)	0.51	0.51	0.51

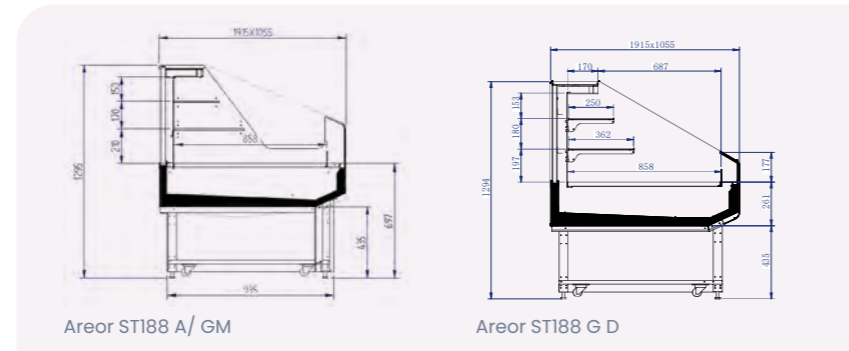
CUSTOMER VALUE

All-transparent design
Excellent display performance

Flexible installation combination
Suitable for various layouts

Super energy efficiency
Corresponding to carbon neutrality policy in China


DIMENSION DRAWING



(1) Both TEC and energy efficiency level are the data with evaporative electric heating power consumption
 (2) Test data of acoustic insulation foam for wrapped compressors.

CONVENIENT STORE

Mousse Series Cake Display Counter



BENEFITS AT A GLANCE

- › Utilizes ultra-clear glass for 360° transparent display visibility
- › Modular design enables flexible combination and assembly
- › Differentiated structure: 185mm interior depth & 750mm interior width

CUSTOMER VALUE

Cold chain expert
ensures
stable internal
temperature

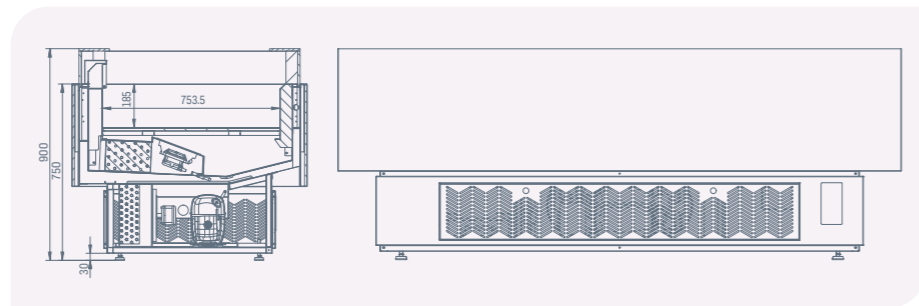
Internal volume
Vs. same-size
market
products **+30%**

Extra-high net depth
supports mixed
display of multiple
products

CONFIGURATION

- › Interior materials:
Bottom plate stainless steel, inner side panels, back baffle, grille mirror-finished stainless steel (standard) Stainless steel (optional)
- › Controller
Standard thermostat assembly (standard)
485 communication thermostat assembly (optional)

DIMENSION DRAWING



Standard Model	Overall Dimension (LxWxH)	Rated Voltage (V)	Rated Frequency (Hz)	Temperature Grade	Operation Temp. (°C)	Display area (m ²)	Effective Volume (L)
LL-MC 2010	2000*1000*900	220V	50Hz	H1	5-10°	1.406	1.406

Heat Pump Roast Chicken Insulation Cabinet



BENEFITS AT A GLANCE

- › Innovative heat pump heating, dedicated high-efficiency inverter compressor with superior energy utilization
- › Ultra energy-saving air source technology, achieves up to 70% energy savings compared to traditional heating cabinets, effectively reducing operating costs
- › No internal heating wires, eliminates electrical hazards with enhanced safety and reliability
- › Standard 220V household voltage, low-voltage operation ensures safety
- › Innovative heat-storage shelves, maintains uniform temperature distribution
- › Low-carbon environmental protection, complies with national Dual Carbon Strategy

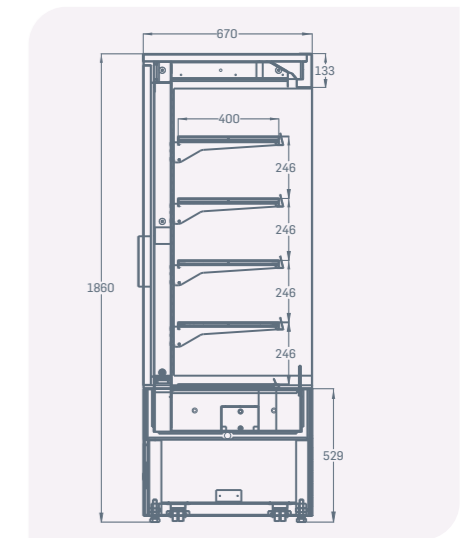
CONFIGURATION

- › Side panel glass screen printing color options:
White | Black | Blue
- › Thermostat panel color options:
White | Black

CUSTOMER VALUE

All-new technology
Ultimate energy
savings **70%+**

DIMENSION DRAWING



Standard Model	Overall Dimension LxWxH - mm	Rated Voltage / Frequency V / Hz	Thermostats	Ambient Temp./ Humidity °C / % Rh	Heating Temp. °C	Operating Current Amp	Total Power W	Net Weight kg	Display Area [m ²]	Effective Volume L
LL-CC	1500*670*1860	220 / 50-60	Electronic thermostat	25 / 60	55±5	4.7	756	320	2.58	689

*Now available in extended lengths: 1500mm/2000mm cabinet models.
For specifications, please consult your sales manager.

CONVENIENT STORE

Frost-free Series Inverter Plug-in Lunch Case



BENEFITS AT A GLANCE

- › High-efficient inverters compared with the previous generation of products, which are 20% more energy-efficient
- › Frost-free function, more stable food temperature
- › Highly cost-effective, reaching the perfect balance between energy conservation and product performance
- › LCD display, touch screen control, better human-machine interaction experience, more convenient control

CONFIGURATION

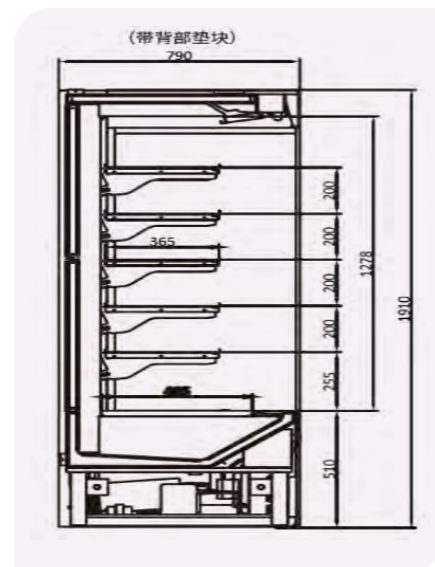
Configuration

- › Side panel options: Glass foamed side panel-stainless steel front heads
- › Night curtain options: with night curtain
- › Front end return air grilles: stainless steel
- › Lunch case shelf options: CLCR/P855 365 fixed glass shelf 5 layers

Optional

- › Power cords options: Power cord-with circuit breakers
- › Evaporative cooling pads options: With evaporative cooling pads
- › Hole cover color options: White
- › Lunch case rat guard options: With rat guard
- › Light box options: Standard light box
- › Frost-free LOGO options: Chinese Frost-free LOGO

DIMENSION DRAWING



CUSTOMER VALUE

Patented design
Ultimate temp.
stability

±0.2°C

No defrost required
Energy-saving

20%

Standard Model	Frost-free Series Inverter Plug-in Lunch Case	
	CLCP1710VF	CLCP1710VFA
Dimensions (Width)	1710	
Dimensions (Depth)	750	
Dimensions (Height)	1910	
Operation Temp. (°C)	1-10	-1-7
Temperature Grade	H1	M2
Rated Voltage (V)	220V	
Rated Frequency (Hz)	50/60	
Net Weight (kg)	340	
Display area (m ²)	2.99	
Effective Volume (m ³)	0.18	

Frost-free Series Remote Lunch Case



BENEFITS AT A GLANCE

- › No need to defrost, more stable storage temperature(± 0.2 °C) reduce cargo damage
- › High efficient and energy-saving, reducing operating costs
- › Revolutionary innovation in patented design
- › Cooling load demands can reduce by 15%

CONFIGURATION

Configuration

- › Night curtain options: with night curtain
- › Controller options: standard refrigeration controller
- › Heating strip options: FA - Heating strip
- › Shelf options: F - Fixed glass shelf 5 layers | FA - 6 layers
- › LED light options: T8 Express, 6500K
- › Wooden brace without side panels options: Double side panels(without wooden brace)
- › Hole cover color options: White

CUSTOMER VALUE

Patented design
Ultimate temp.
stability

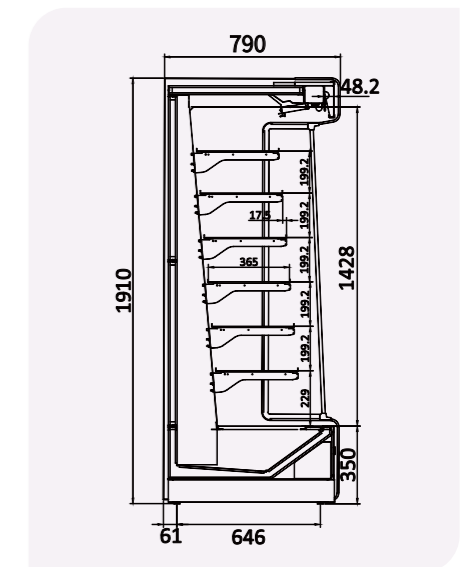
±0.2°C

No defrost required
Energy-saving

20%

Standard Model	Frost-free Series Remote Lunch Case			
	CLCR855F	CLCR1710F	CLCR855FA	CLCR1710FA
Dimensions (Width)	855	1710	855	1710
Dimensions (Depth)	750			
Dimensions (Height)	1910			
Operation Temp. (°C)	1-10		-1-7	
Temperature Grade	H1		M2	
Rated Voltage (V)	220V			
Rated Frequency (Hz)	50/60			
Net Weight (kg)	190	290	190	290
Display area (m ²)	2.05	3.32	2.05	3.32
Effective Volume (m ³)	0.46	0.92	0.46	0.92

DIMENSION DRAWING



Pleasure Series Plug-in Lunch Case



BENEFITS AT A GLANCE

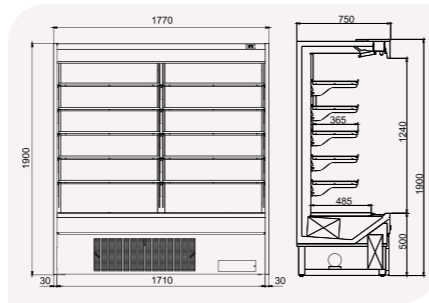
- Stylish appearance with stainless steel wrapped edge
- Squeezed multi-layer air curtain and efficient evaporator design to conserve energy and protect environment
- Optional inclined column to expand display area
- Optional drawable shelf for quick replenishment
- Drawable condensing unit for fast and convenient maintenance
- Evaporation tray for condensation to reduce the times of emptying the water tanks
- The sliding doors of the lunch case can reseal automatically to conserve energy and heat.
- Condensation-proof electric heat sliding door, solving the condensation problem in hot and humid environment

CUSTOMER VALUE

Plug-in
Flexible application



DIMENSION DRAWING



CONFIGURATION

	CLCP	CLCP-C
Side panel	Glass foamed side panel stainless steel front heads	Sheet metal foamed side panels
Night curtain	With night curtain	Without night curtain
Shelf	CLCR/P855 365 fixed glass shelf 6-layer	CLCR/P855 365 fixed glass shelf 5-layer
Light box	Standard light box	Standard light box
LED light	T8 Express, 6500K	T8 Express, 6500K
Controller options	Standard refrigeration controller	Standard refrigeration controller
Power cords	Power cord-with circuit breakers	Power cord-with circuit breakers
Hole cover color	White hole cover	White hole cover
Front end return air grilles	Stainless steel	Sheet metal dusting
Press pads	/	Without sound insulation cotton
The top and front part decorative materials	/	Sheet metal dusting

Standard Model	Plug-in Lunch Case	
	CLCP	CLCP-C
Dimensions (Width)	915/ 1279/ 1770	
Dimensions (Depth)	750	
Dimensions (Height)	1910	
Operation Temp. (°C)	-1-10	
Rated Voltage (V)	220V	
Rated Frequency (Hz)	50/60	
Net Weight (kg)	210/ 250/ 340	
Display area (m ²)	1.85/ 2.22/ 2.99	
Effective Volume (m ³)	0.39/ 0.56/ 0.78	

Pleasure Series Remote Lunch Case



BENEFITS AT A GLANCE

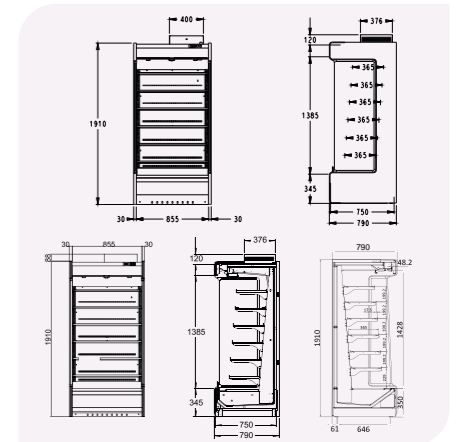
- Leading temperature control performance to realize lower storage temperature (-1-5 °C)
- Stylish appearance with stainless steel wrapped edge
- Squeezed multi-layer air curtain and efficient evaporator design to conserve energy and protect environment
- Optional inclined column to expand display area
- Optional drawable shelf for quick replenishment
- Higher evaporating temperature (-5°C), more energy efficient and environmentally friendly
- Hot and cold free switch lunch case that allow simultaneous heating and cooling, all in one
- saving investment costs and improving the area-effectiveness of the store

CUSTOMER VALUE

Complete model range
Fits various needs



DIMENSION DRAWING



CONFIGURATION

	CLCR-A	CLCR	CLCR-C	CLCR-S
Interior color	Standard white			
Exterior color	Standard white			
Night curtain	Yes	No	No	No
Expansion valve	R404A expansion valve			
Shelf	Fixed glass shelves 6-layer	Fixed glass shelves - 6-layer	Fixed glass shelves 7 layers-30mm bar code	
Split panel light	CLCR fixed panel without light		/	
Light box	Standard light box			
LED light	Channie 6500K	T8 Express, 6500K		
Controller	Standard refrigeration controller		/	
Wooden brace w/ o side panels	Double side plates (without wooden brace)		/	
Hole cover color	White hole cover			
Evaporator fans	Match-Well fan		Stainless steel	
Front end return air grilles	Stainless steel	Sheet metal dusting	Stainless steel	
The top and front part decorative materials	Sheet metal dusting	Stainless steel	Sheet metal dusting	Stainless steel

Standard Model	Remote Lunch Case			
	CLCR-A	CLCR	CLCR-C	CLCR-S
Dimensions (Width)	855/ 1219/ 1710	855/1219/ 1710/2565	855/ 1219/ 1710	855/915/1219/ 1710/1830
Dimensions (Depth)	750			
Dimensions (Height)	1910			
Operation Temp. (°C)	1-5	1-10		
Rated Voltage (V)	220V			
Rated Frequency (Hz)	50/60			
Net Weight (kg)	190/ 225/ 295	190/230/ 290/390	190/ 230/ 290	190/228/225/ 290/348
Display area (m ²)	1.86/ 2.26/ 3.05	2.05/2.59/ 3.32/4.59	2.05/ 2.59/ 3.32	2.13/2.59/ 3.32/3.48
Effective Volume (m ³)	0.47/ 0.67/ 0.94	0.46/0.65/ 0.92/1.38	0.46/ 0.65/ 0.92	0.53/0.65/ 0.92/1.06

CONVENIENT STORE

Ice Cream Freezer / Ice Cream Vertical Freezer



Nimble Series Vertical Freezer (Remote/Plug-in)



Nimble series, glass door Nimble series, self-service

BENEFITS AT A GLANCE

Ice Cream Freezer

- With up-down sliding glass doors at both sides, it is easy for consumers to choose LED illumination at the same time, enhancing merchandise display
- Optional bearing platform at the top, convenient for putting other promotional items or acting as a compact showcase
- Innovative transparent front window glass, three layers of hollow glass door on the front side to expand the display area and enhance the display effect
- CIF15H be adaptable to high ambient temperature such as suitable for a working condition of 32°C and 70% humidity in southern areas

Ice Cream Vertical Freezer

- Fast cooling, rapid freezing
- Long door handle design, making it easier for pickup
- Frameless glass doors for better commodity display
- Optional three-layer shelves for customers

CONFIGURATION

Standard (Ice Cream Freezer)

- Inside and outside of the cabinet: white
- Wood packaging option: domestic
- Trademark option: domestic trademark
- Controller options: standard refrigeration controller

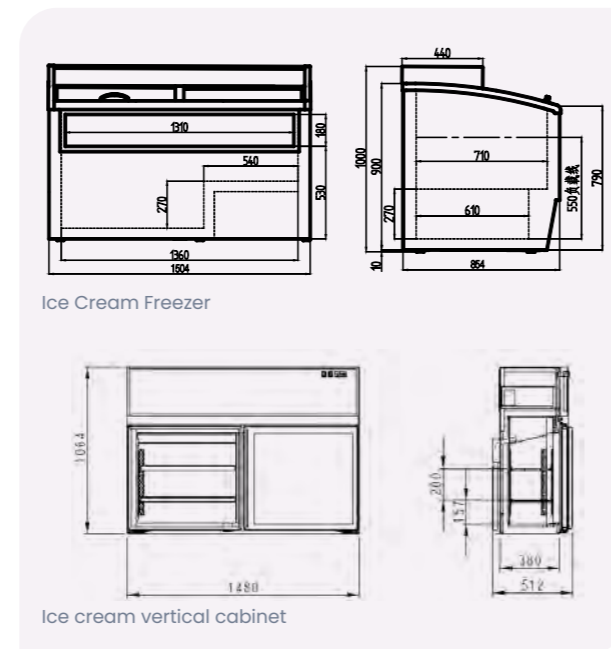
Standard (Ice Cream Vertical Freezer)

- 2-layer wire rack
- Frameless glass doors with long handles, short bottom panel

Optional (Ice Cream Freezer)

- Inside and outside of the cabinet: Reference color palette
- Wood packaging options: export
- Trademark options: export trademark/Mid-east trademark
- Controller options: Please refer to controller options page

DIMENSION DRAWING

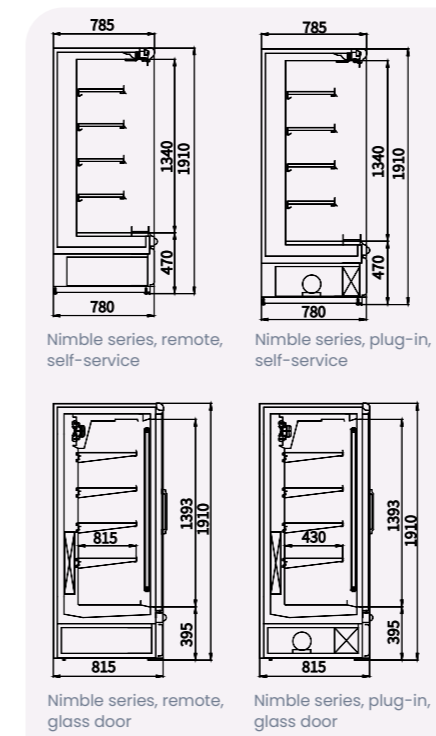


Standard Model	Standard		High Ambient Temp.	Stainless Steel Front End	Ice cream vertical cabinet
	CIF15G	CIF15GX	CIF15H	CIF15GS	CUF15
Dimensions (Width)	1504			1510	1480
Dimensions (Depth)	854			858	510
Dimensions (Height)	1000			950	1065
Operation Temp. (°C)			≤-18		-18~-22
Rated Voltage (V)	220V	220V	220V	220V	220V
Rated Frequency (Hz)	50	60	50		50
Net Weight (kg)	120			125	/
Display area (m ²)			0.53		0.73
Effective Volume (m ³)			0.41		0.248

BENEFITS AT A GLANCE

- Complete product lineup – self-contained/ remote optional, open/glass door optional
- Refrigeration 2-7°C, freezer ≤-18°C – more uniform temperature distribution
- Mature products with stable performance
- Same appearance for freezer/chiller, for improved overall display effect

DIMENSION DRAWING



CONFIGURATION

Standard

- Left and right glass side panels: Common glass with white plastic frame
- LED light options: T8 energy-saving version, 4000K/6500K
- Night curtain options: Clear plastic night curtain
- Shelf options: Four-layer shelves without light
- Price tag options: transparent PVC
- Air switch +leakage protection option: Leakage protector 15mA
- Evaporator fans options: Match-Well fan
- Contractor options: Nader A.C. contractor
- Convenience store Controller options: standard refrigeration controller

Optional

- Left and right glass side panels: White plastic/ Black plastic frame; LOWE glass/ common glass/ mirror glass
- LED light options: T8 energy-saving version, 4000K/ 3000K
- Night curtain options: Slow release fabric night curtain
- Shelf options: Please refer to shelf options page
- Price tag options: Please refer to bar code options page
- Glass door options:
 - Al-alloy unbleached frame/ black frame
 - with anti-fog film/ without anti-fog film
- Air switch +leakage protection option: Please refer to air switch options page.
- Stainless water box heating tube options:
 - with one PTC heating tube
 - with two PTC heating tubes
- Evaporator fans options: EBM fan
- Contractor options: ABB A.C. contractor
- Convenience store Controller options: Please refer to controller options page

CUSTOMER VALUE

Remote/Plug-in multiple models
Suitable for various applications

Standard Model	Nimble series, self-service			Nimble series, glass door					
	LD-ME(A)	LD-MEX	LD-MF	LD-LBE	LD-MB	LD-LBX	LD-MBX	LD-LBF	LD-MBF
Dimensions (Width)	1910								
Dimensions (Depth)	805			815					
Dimensions (Height)	997/1310/1935/2560	935/1250/1875/2500		1350	1310/1935	1350	1310/1935	1250	1250/1875
Rated Voltage (V)	220V								
Operation Temp. (°C)	2-7			≤-18	-2-7	≤-18	-2-7	≤-18	-2-7
Rated Frequency (Hz)	50	60	50	50			60	50	
Display area (m ²)	0.43/0.58/0.87/1.16			0.69	0.69/1.04	0.69	0.69/1.04	0.69	0.69/1.04
Effective Volume (m ³)	1.3/1.67/2.61/3.48			1.09	1.09/1.63	1.09	1.09/1.63	1.09	1.09/1.63

CUSTOMER VALUE

Stable temp.
Quality assured

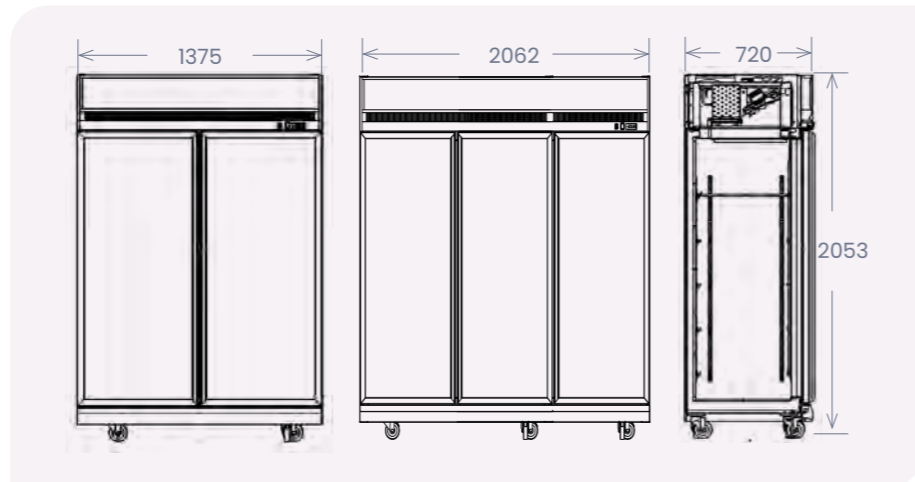
LeadEdge Series Plug-in Glass Door Freezer



BENEFITS AT A GLANCE

- › Designed for high-temperature environment with better frozen effect
- › Hidden design of fan in the cabinet brings better visual effect
- › CDU on top + large transparent glass doors for larger volume and display space, attracting more customers
- › Independent unit makes maintenance convenient and fast
- › Large light box on the top makes advertising more effective
- › Large casters makes it easier to move around
- › Standard 5-layer mesh shelf
- › Cost-effective

DIMENSION DRAWING



CONFIGURATION

- › Price tag optional

CUSTOMER VALUE

Increased capacity

plug and play

Stable temperature

Standard Model	LEAEDGE Series Glass Door Freezer (Top-mounted unit, with light box)	
	2-Door	3-Door
Dimensions (Width)	1375	2062
Dimensions (Depth)	720	
Dimensions (Height)	2053	
Effective Volume	1072	1065
Rated Voltage (V)	220V	
Rated Frequency (Hz)	50	
Standard Climate Type	4 (30°C, 55RH)	
Refrigerant	R404A/R290	
Operation Temp. (°C)	-18~-22	
Unit Location	Separate unit on top	





MEMBERSHIP STORE



IS-MMAX Series Island



BENEFITS AT A GLANCE

- › Larger capacity for more storage, designed for warehouse-style supermarkets and membership stores
- › 1.3m wide cabinet design with large size and large capacity for large packaged food
- › Excellent dual-temperature performance ensures product quality and operational flexibility – medium temperature -1°C-5°C, low temperature -22°C--18°C. Switchable temperature range based on operating needs – one unit, multiple uses
- › Stainless steel rugged design style with optional protective bar types – perfectly matches warehouse store and membership club formats

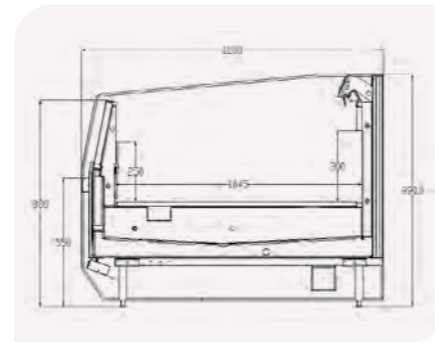
CUSTOMER VALUE

Premium ingredients
Quality assured

All stainless steel
Durable

Dual-temp. switchable
One unit for both temp. ranges

DIMENSION DRAWING



CONFIGURATION

- › Crash bar options: powder-coated or plastic protective bar available
- › Evaporator expansion valve options: thermostatic or electronic expansion valve available

Standard Model	LT, depth - 1.2m, single compartment					MT, depth - 1.2m, single compartment					LT, depth - 1.3m, single compartment				LT - for Walmart, depth - 1.3m, single compartment			MT, depth - 1.3m, single compartment		
	IS-MAX					IS-MAX -M					IS-MAX				IS-MAX -SAM			IS-MAX -M		
	1212	1812	2312	2512	3712	1212	1812	2312	2512	3712	1813	2513	2613	3713	1813	2513	3713	1813	2513	3713
Dimensions (Width)	1250	1875	2260	2500	3750	1250	1875	2400	2500	3750	1280	2500	2620	3750	1875	2500	3750	1875	2500	3750
Dimensions (Depth)	1140										1280									
Dimensions (Height)	990																			
Front Height (H)	220																			
Operation Temp. (°C)	≤-18					-1-5					≤-18				-1-5					
Temperature Grade	L1					M1					L1				M1					
Rated Voltage (V)	220V																			
Rated Frequency (Hz)	50Hz																			
Net Weight (kg)	127	190	228	254	381	190	190	254	254	381	214	285	298	428	214	285	428	214	285	428
Display area (m²)	1.31	1.95	2.34	2.60	3.90	1.95	1.95	2.60	2.60	3.90	2.19	2.92	3.06	4.38	2.19	2.92	4.38	2.19	2.92	4.38
Effective Volume (m³)	0.28	0.41	0.49	0.54	0.81	0.27	0.41	0.48	0.54	0.81	0.46	0.61	0.64	0.91	0.46	0.61	0.91	0.46	0.61	0.91

MD-MAX Series Multideck



BENEFITS AT A GLANCE

- › Handles large packaged food with ease
 - Large size, large volume, large storage
 - heavy-duty vertical cabinet with 400kg/ m² shelf load capacity
- › Style perfectly matches warehouse store and membership club formats
 - Stainless steel rugged design, optional protective bar types

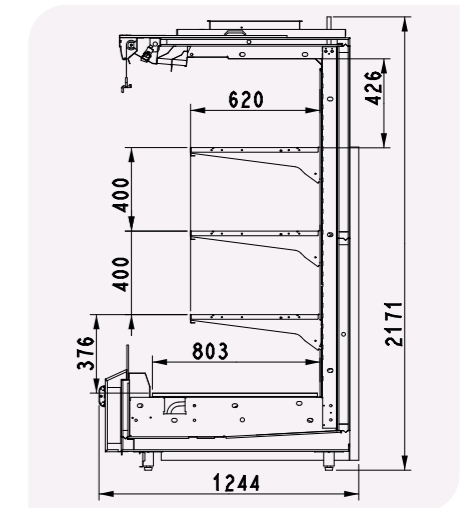
CUSTOMER VALUE

Premium ingredients
Quality assured

All stainless steel
Durable

Dual-temp. switchable
One unit for both temp. ranges

DIMENSION DRAWING



CONFIGURATION

- › Crash bar options: powder-coated or plastic protective bar available
- › Evaporator expansion valve options: thermostatic or electronic expansion valve available

Standard Model	Overall Dimension (LxWxH)	Product Description	Climate type	M Package Classification	Operation Temp. (°C)	Rated Voltage	Rated Frequency	Operating Current (A)	Net Weight (kg)	Display area (m²)	Effective Volume (m³)
MD Max2512	2500*1200*2070	Depth - 1200, Height - 2070, MD-MAX Multideck	3 (25°C 60%RH)	M1	-1-5	220V	50Hz	1.6	450	4.58	1.77
MD Max3712	3750*1200*2070	Depth - 1200, Height - 2070, MD-MAX Multideck	3 (25°C 60%RH)	M1	-1-5	220V	50Hz	1.6	590	6.96	2.66

MEMBERSHIP STORE

IS-MAX-ST Series

Semi-vertical Multideck



BENEFITS AT A GLANCE

- › Membership store exterior design – style matches warehouse store and membership club formats, meeting large-capacity application needs
- › Superior temperature class meets the needs of storing premium meats, salmon, etc. for membership stores

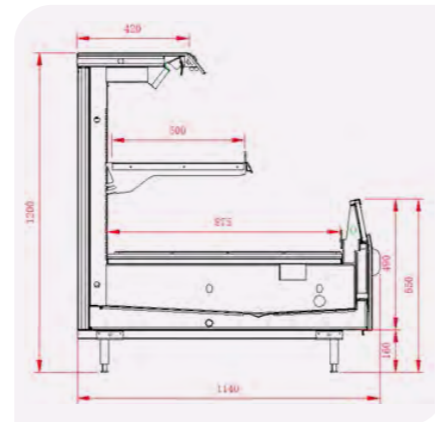
CUSTOMER VALUE

Premium ingredients
Quality assured

All stainless steel
Durable

Dual-temp. switchable
One unit for both temp. ranges

DIMENSION DRAWING



CONFIGURATION

- › Crash bar options: powder-coated or plastic protective bar available
- › Evaporator expansion valve options: thermostatic or electronic expansion valve available

Standard Model	Overall Dimension (LxWxH)	Climate type	M Package Classification	Operation Temp. (°C)	Rated Voltage	Rated Frequency
IS Max25122ST	2500*1140*1200	3 (25°C 60%RH)	M1	-18/5	220V	50Hz
IS Max37122ST	3750*1140*1200	3 (25°C 60%RH)	M1	-18/5	220V	50Hz



PATENTED TECHNOLOGY

High Efficiency Door Frame

Standard Across Full Line of Freezers



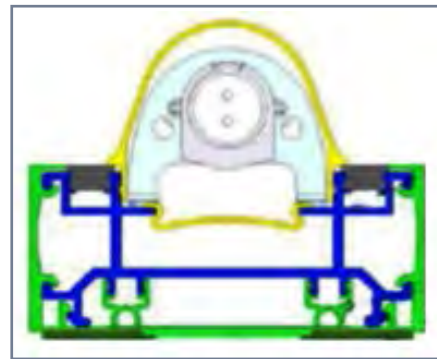
ADVENTER SERIES FREEZER MODELS

Category	Type	Door Qty	Depth (mm)	Width (mm)	Height (m)	Temp. (°C)
AGDF	Remote	2- 5 Doors	945	1562/2343/3124/3900	2	-18
DB-T	Remote	2- 5 Doors	800	1562/2343/3124/3900	2	-18
			710		2	

Models	TEC w/o HEF kWh.24h	TEC w/HEF kWh.24h	TEC Energy saving Improvement	Annual Energy Saving (kW)	Annual Energy Saving Coefficient	Spreads	Payback Month	Payback Month
DB-AGDF 2D 156	42.2	30	29%	4453	2226.5	8%	4	8
DB-AGDF 3D 235	62	44.8	28%	6278	3139	6%	3	6
DB-AGDF 4D 313	82.2	60.1	27%	8066.5	4033.25	6%	3	6
DB-AGDF 5D 390	102.7	73.8	28%	10548.5	5274.25	8%	4	8

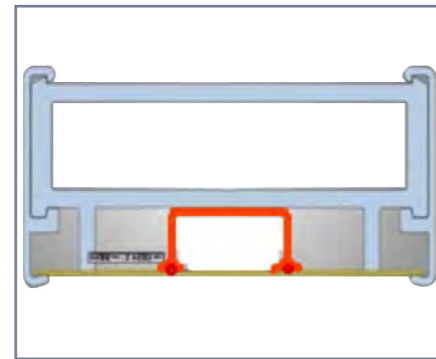
* 1 kWh/1 CNY

TRADITIONAL ALUMINUM ALLOY DOOR FRAME



- Aluminum alloy frame – good thermal conductivity
- Plastic surface
- High-power heating wire
- No insulating material
- Fluorescent light or ordinary LED light

HIGH-EFFICIENCY ENERGY SAVING DOOR FRAME



- Fiberglass reinforced plastic (FRP) frame
- Iron-plastic co-extruded front cover
- Low-power heating wire
- Insulating material
- Haier CCR optimized patented LED

CUSTOMER VALUE

High efficiency and energy-saving **30%**

Ensures cabinet operation Small temp. fluctuation during defrost

10 years Service life Long-lasting durability

CASE STUDY

Take a 3-door freezer as an example, this energy-saving technology can save over 1,000 kWh electricity a year just for the door frame.

Model	Power	Energy saving
DB-AGDF 3D 235	390W	
AGDF With HEF	270W	120W/h
DB-AGDF 3D 235	62kW/day	
AGDF With HEF	45kW/day	17kW/day

After replacing the door frames, it can save over 25% energy for the multideck TEC (according to the experimental data of our company), and save 3,100 kWh electricity a year (calculating coefficient: 0.5)

Payback < 1 Year *Based on experimental data



Frost-free Technology

Cutting-edge technology, started in 2018

With LIULI Series refrigerating multidecks adopting the Frost-free technology, Carrier has widened the application of the technology to refrigerators for supermarkets, thus benefiting more shoppers and users.



China Refrigeration 2021 (CR) Exhibition Innovative Product



2019 Golden Wings Practice Award for Fresh Industry



2020 Golden Wings Practice List for Fresh-keeping Products



2021 Golden Wings Best Improvement Award for Supply Chains

FROST-FREE TECHNOLOGY ADVANTAGES

Reduce temperature fluctuations under frost-free conditions. Temperature fluctuations can be controlled within $\pm 0.2^{\circ}\text{C}$.

1,000+ Projects



15% longer shelf life

Stable storage temperature Reduce cargo damage ($\pm 0.2^{\circ}\text{C}$)



Speed of nutritional loss **Slowing down by 30%**



Energy conservation by 50%

Compared with common fixed-frequency cabinets



Inverter compressor unit

Operation with higher energy efficiency and lower noises


*Based on experimental simulation



Carrier Frost-free Technology




$\Delta t = 0.2$



Only water droplets on the evaporator, no need for defrosting.

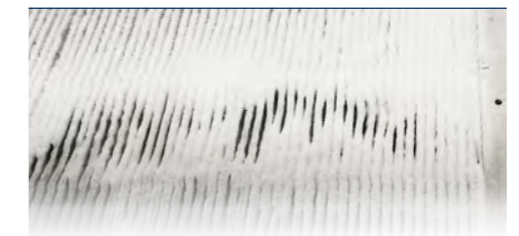
Fluctuations caused by replenishment



Traditional Technology




$\Delta t = 2.4$



Frost/ice accumulates on the evaporator, obstructs airflow and requires defrosting.

Fluctuations caused by defrosting



NOMENCLATURE

Multideck

| MONAXIS- SE& MONAXECO-SE SERIES

Monaxis-SE LU D 375 L	
Monaxis-SE MonaxEco-SE	
Depth LU - 1055mm EU - 855mm	
D - Dairy case M - Beef case	
Width 125 - 1250mm 250 - 2500mm 188 - 1875mm 375 - 3750mm	
Height Default - 2040mm L - 2270mm	

| MONAXIS & MONAXECO ULF SERIES

Monaxis LU D 375 ULF	
Monaxis MonaxEco	
Depth LU - 1055mm EU - 855mm	
D - Dairy case M - Beef case	
Width 125 - 1250mm 250 - 2500mm 188 - 1875mm 375 - 3750mm	
ULF - Ultra Low Front Height H - Heavy-duty SS - Standard supermarket	

| MENDOS & MENECO SERIES

Mendos LU D 250 CA	
Mendos MenEco	
Depth LU - 1055mm EU - 855mm XU - 755mm	
D - Dairy case M - Beef case	
Width 170 - 1700mm 125 - 1250mm 375 - 3750mm 9E - 90° Exterior 250 - 2500mm Angle 210 - 2100mm 9I - 45° Interior 188 - 1875mm Angle	
Height CA - Standard 2000mm L - Height increased, 2270mm	

| SV SERIES

SV LU D 250 L P	
SV - Self-service SR - Self-service, Round End SC - Self-service, Halo End	
Depth LU - 1055mm EU - 855mm XU - 755mm	
D - Dairy case M - Beef case	
Width 375 - 3750mm 188 - 1875mm 250 - 2500mm 170 - 1700mm 210 - 2100mm 125 - 1250mm	
Height Default - 1300mm L - 1500mm N - 17000mm	
P - Plug-in R - Remote SD - Sliding Door	

| VELANDO 53/63 SERIES

Velando 53 53 2D SG	
Velando Series Freezer	
Depth 53 - 800mm 63 - 945mm	
Number of Doors 2D - 2 doors 3D - 3 doors 4D - 4 doors 5D - 5 doors 3D 188 - 3 door, Crown Case	
Default - standard glass door SG - standard electric heated glass door	

| LIULI SERIES

LL MX EU D 125	
LL - Liuli Series	
MX - Multideck MX-ECO - Multideck, with glass door SV - Semi-vertical Multideck DB - Freezer DBV - Inverter Freezer	EC - Easycube Dual Temp. Island CF - ICF Horizontal Island MC - Mousse Series Cake Display Counter CC - Roast Chicken Insulation Cabinet
Depth LU - 1055mm EU - 855mm	
D - Dairy case M - Beef case	
Width 125 - 1250mm 188 - 1875mm 250 - 2500mm	

Service Counter

| SCU IVIAN SERIES

SCU 250 75 R T M	
SCU - Ivian Series SCU EC90 - 90° Exterior Angle SCU EC45 - 45° Exterior Angle SCU IC45 - 45° Exterior Angle	
Width 063 - 625mm 188 - 1875mm 094 - 937mm 250 - 2500mm 125 - 1250mm 375 - 3750mm	
Partition depth 75 - 750mm	
R - Remote P - Plug-in I - Static-cooling ice counter T - Service counter with sliding doors S - Self-service Counter 3L - Trilateral M - Beef case DS - Double Shelf Service Counter	HW - Hot Water Counter RC - Run Case CE - End Case

| MEDEA SERIES

Medea 87 SD 375 M	
Medea - Multi-shelf Service Counter	
Partition depth 87 - 870mm	
SD - Standard Double Shelf Service Counter	
Width 125 - 1250mm 188 - 1875mm 250 - 2500mm 375 - 3750mm	
M - Beef case	

| CGL BOYAR & SGL ARIES SERIES

CGL 87 S R 375 FZ	
CGL - Curved Glass Service Counter SGL - Straight Glass Service Counter	
Partition depth 87 - 870mm	
S - Self-service Counter T - Service counter with sliding doors	
R - Remote P - Plug-in	
Width 125 - 1250mm 188 - 1875mm 250 - 2500mm 375 - 3750mm	EC90 - 90° Exterior Angle IC45 - 45° Interior Angle REC90 - 90° Arc Exterior Angle
FZ - Static-cooling Ice Counter	

| MPS SERIES

MPS 250 87 R S	
MPS Series	
Width 125 - 1250mm 188 - 1875mm 250 - 2500mm 375 - 3750mm EC90 - 90° Exterior Angle	
Partition depth 87 - 870mm	
R - Remote	
S - Self-service	

NOMENCLATURE

Island

| AIW PLUS DUAL-COMPARTMENT ISLAND

A		I	W	25	20	Plus
A - Advanza		I - Island	W - Dual-compartment Island S - Single-compartment Island	Width 12 - 1250mm 25 - 2500mm 18 - 1875mm 37 - 3750mm	Depth 20 - 1925mm 15 - 1425mm 18 - 1735mm 10 - 1020mm	Plus - Upgraded version END Plus - Cabinet-in-cabinet

| NIMBLE SERIES PLUG-IN ISLAND

A	I	W	0.4	G	X
A - Advanza	I - Island	W - Dual-compartment Island	0.4 - Volume	G - Glass window	X - 60Hz

Convenient Store

| FROST-FREE SERIES INVERTER PLUG-IN LUNCH CASE

C	LC	P	1710	AH	VF	A
C - Convenience store	LC - Lunch Case CS - Crown end island	R - Remote P - Plug-in	Width 855 - 855mm 1410 - 1410mm 1710 - 1710mm	AH - Cooling & Heating	F - Frost-free VF - Frost-free Inverter	A - M2 (-1-7°C)

| PLEASURE SERIES LUNCH CASE

C	LC	R	1710	C
C - Convenience store	LC - Lunch Case	R - Remote P - Plug-in	Width 855 - 855mm 1219 - 1219mm 1410 - 1410mm 1710 - 1710mm	C - Semi-high-end A - 5° case X - 60Hz
		V - Inverter S - Tilt SD - Sliding doors		

| LINGLONG SERIES INTEGRAL CHEST FREEZER (PLUG-IN)

Linglong	25	08	08	P
Linglong - Linglong Series Linglong Pro - Linglong Pro Series	Width 25 - 2505mm 22 - 2205mm 18 - 1898mm 15 - 1505mm	Depth 08 - 850mm	Height 08 - 896mm 07 - 777mm	P - R290 Refrigerant V - Inverter

| ADVENTER PLUS & PLEASURE SERIES INTEGRAL CHEST FREEZER (PLUG-IN)

LD	ICF	22	08	08	K
LD - Nimble Series	ICF - Integral Chest Freezer	Width 25 - 2504mm 18 - 1840mm 22 - 2204mm 15 - 1504mm	Depth 08 - 850mm	Height 08 - 835mm 07 - 715mm	AX - 60Hz ICF K - Adventer Plus Series, left-right sliding doors K UD - Adventer Plus Series, up-down sliding doors PV - R290, Inverter
		PV UD - R290, Inverter, up-down sliding doors C - Pleasure series, Left-right sliding doors C UD - Pleasure series, Up-down sliding doors			

| NIMBLE SERIES PLUG-IN ISLAND

LD	12	20	5	ME
LD - Nimble Series	Width 09 997mm 19 1310mm 18 1935mm 25 2560mm	Height 20 - 1910mm	Depth 5 - 470mm	M - MT Cooler ME - High efficiency A - Modified edition F - Remote
		MB - MT cooler with glass door LB - LT cooler with glass door MEX - 60Hz		

| ICE CREAM FREEZER / ICE CREAM VERTICAL FREEZER

C	I	F	15	G	C	UF	15
C - Convenience store	I - Ice Cream Freezer	F - Freezer	Width 15 - 1480mm	G - Power supply, 50Hz GX - Power supply, 60Hz GS - Stainless steel Enclosure H - High Ambient Temp.	C - Convenience store	UF - Ice Cream Vertical Freezer	Width 15 - 1480mm

Membership Store

| IS-MAX SERIES

MD	MAX	25	12	ST
MD - Multideck IS - Single-compartment Island	MAX - Large size	Width 25 - 2500mm	Depth 12 - 1200mm 13 - 1300mm	ST - Semi-vertical multideck, Height 1200mm



Qingdao Haier Carrier Refrigeration Equipment Co., Ltd.

Address: No.3734, Tuanjie Road, Huangdao District, Qingdao, CHINA
Hot Line + 86 400-678-1888

COOLTEC Commercial Refrigeration Thailand Co., Ltd.

Address: 14th - 15th Floor, Interlink Tower, 1858/63-74 Debaratna Road,
KM.4.5, Bangna Tai, Bangna, Bangkok 10260, THAILAND
Tel: + 66 (0) 2090 9990
Fax: + 66 (0) 2751 4796

CO2OLTEC Commercial Refrigeration B.V.

Address: Kherki Dhaulan Post, Village Narsinghpur, Gurgaon, Haryana,
122001, INDIA
Hotline: + (91) 124 4825000
Customer care no: 188004254250



L10002-BR-202603-R01-EN
For changes of products and product specifications, there will be no further notification. There may be some difference between the actual products and the pictures.
All products do not have all the features. The products delivered vary with regions. Please contact your sales representatives.